


OPEN -- Overall Stage Results

NZ Nationals 2011

Printed November 27, 2011 at 20:46



Stage 1 -- Stage 1

	PTS	TIME	HIT FACTOR	STAGE POINTS	STAGE PERCENT	COMPETITOR # Name
1	45	11.88	3.7879	45.0000	100.00	59 Graham, Gareth
2	45	14.19	3.1712	37.6744	83.72	1 Ainsworth, Ryan
3	45	15.39	2.9240	34.7368	77.19	90 Maligro, Ramel
4	45	15.56	2.8920	34.3573	76.35	92 Manson, Aaron
5	45	15.69	2.8681	34.0727	75.72	69 Ishii, Hisaya
6	45	15.73	2.8608	33.9860	75.52	19 Brown, Phil
7	45	16.57	2.7158	32.2631	71.70	82 Leadley, Simon
8	45	16.87	2.6675	31.6894	70.42	142 Whiteman, Russell
9	45	17.73	2.5381	30.1523	67.01	130 Tinning, Darryl
10	45	18.28	2.4617	29.2451	64.99	48 Durham, Justin
11	45	18.59	2.4207	28.7574	63.91	120 Sleeth, Terence
12	45	18.62	2.4168	28.7111	63.80	112 Rout, Nigel
13	45	18.75	2.4000	28.5120	63.36	44 Donaldson, Robbie
14	45	18.83	2.3898	28.3909	63.09	61 Gross, Christophe
15	45	18.92	2.3784	28.2558	62.79	15 Bouchut, Jean-Claude
16	45	19.26	2.3364	27.7570	61.68	12 Bishop, Brian
17	45	20.32	2.2146	26.3091	58.46	35 Coles, Mike
18	45	20.45	2.2005	26.1418	58.09	97 Mitchell, Grant
19	45	20.47	2.1983	26.1163	58.04	64 Harris, John
20	45	20.57	2.1877	25.9893	57.75	146 Yeung, T C
21	45	20.72	2.1718	25.8012	57.34	80 Kobylarz, Donna
22	45	21.53	2.0901	24.8305	55.18	131 Tremain, Peter
23	45	21.61	2.0824	24.7385	54.97	109 Read, Dave
24	45	22.18	2.0289	24.1028	53.56	95 McGarva, Mike
25	45	22.98	1.9582	23.2637	51.70	14 Blackmore, Peter
26	35	18.43	1.8991	22.5610	50.14	113 Rowatt, Ped
27	45	26.30	1.7110	20.3270	45.17	83 Lewis, Barry
28	45	27.65	1.6275	19.3345	42.97	149 Perry, Don
29	45	27.81	1.6181	19.2233	42.72	58 Graham, Gina
30	45	28.80	1.5625	18.5625	41.25	143 Williams, Diana
31	35	23.86	1.4669	17.4267	38.73	147 Young, Richard
32	45	31.29	1.4382	17.0853	37.97	159 Todd, Tony
33	45	31.86	1.4124	16.7797	37.29	84 Lilley, Desmond
34	45	33.31	1.3509	16.0492	35.66	135 Wakker, Debbie
35	45	33.92	1.3267	15.7606	35.02	116 Sharp, Jeanette
36	45	34.64	1.2991	15.4330	34.30	128 Thomas, Ken
37	45	36.98	1.2169	14.4565	32.13	119 Sleeth, Julie
38	45	37.31	1.2061	14.3286	31.84	26 Campbell, Julie
39	45	38.72	1.1622	13.8068	30.68	46 Dovil, Henri
40	45	41.72	1.0786	12.8140	28.48	158 Wells, Nick
41	45	43.76	1.0283	12.2166	27.15	93 Martel, Arthur
42	45	48.49	0.9280	11.0250	24.50	89 Magi, Eric

OPEN -- Overall Stage Results

NZ Nationals 2011

Printed November 27, 2011 at 20:46



Stage 1 -- Stage 1

	PTS	TIME	HIT FACTOR	STAGE POINTS	STAGE PERCENT	COMPETITOR # Name
43	45	50.43	0.8923	10.6008	23.56	18 Brown, Margaret
44	45	52.94	0.8500	10.0982	22.44	25 Campbell, Bill
45	45	66.94	0.6722	7.9863	17.75	13 Bisson, Colin
46	45	74.32	0.6055	7.1932	15.98	45 Dongoc, Robert
47	45	97.88	0.4597	5.4618	12.14	154 Macias, Ricko
48	20	59.05	0.3387	4.0237	8.94	105 Pink, Howard
49	0	0.00	0.0000	0.0000	0.00	100 Moss, Andrew

STANDARD -- Overall Stage Results

NZ Nationals 2011

Printed November 27, 2011 at 20:46



Stage 1 -- Stage 1

	PTS	TIME	HIT FACTOR	STAGE POINTS	STAGE PERCENT	COMPETITOR # Name
1	45	18.69	2.4077	45.0000	100.00	60 Gray, Sean
2	45	20.86	2.1572	40.3188	89.60	141 Welsh, John
3	45	22.18	2.0289	37.9193	84.27	81 Kulikov, Eugene
4	45	24.02	1.8734	35.0146	77.81	29 Cheeseman, Robin
5	45	24.18	1.8610	34.7829	77.30	145 Young, David
6	45	25.12	1.7914	33.4813	74.40	47 Dunlop, Phil
7	45	26.72	1.6841	31.4764	69.95	10 Ballantyne, Grant
8	45	27.43	1.6405	30.6617	68.14	94 Maurer, Kevin
9	45	27.49	1.6370	30.5948	67.99	115 Serfontein, Jan
10	45	27.56	1.6328	30.5171	67.82	86 Loftes, Jonathan
11	45	27.57	1.6322	30.5060	67.79	123 Soper, Richard
12	35	21.45	1.6317	30.4965	67.77	3 Albiston, Dean
13	45	28.07	1.6031	29.9626	66.58	98 Moore, Craig
14	45	28.67	1.5696	29.3355	65.19	8 Baggott, Neil
15	45	30.17	1.4915	27.8770	61.95	65 Hatch, Paul
16	45	31.44	1.4313	26.7510	59.45	77 Kilby, Ellen
17	45	32.29	1.3936	26.0468	57.88	127 Taylor, John
18	45	34.48	1.3051	24.3924	54.21	144 Wocke, David
19	45	34.62	1.2998	24.2938	53.99	78 Kilby, Steve
20	45	37.30	1.2064	22.5483	50.11	66 Hill, Malcolm
21	45	37.41	1.2029	22.4820	49.96	73 Jensen, Graeme
22	45	40.24	1.1183	20.9008	46.45	33 Clarke, Peter
23	45	42.91	1.0487	19.6003	43.56	102 Nield, Peter
24	45	45.83	0.9819	18.3515	40.78	71 James, Lucille
25	35	36.96	0.9470	17.6989	39.33	75 Keed, Adrian
26	35	38.01	0.9208	17.2099	38.24	118 Skews, Tony
27	45	49.45	0.9100	17.0081	37.80	74 Just, Tania
28	45	49.76	0.9043	16.9021	37.56	6 Anderson, Paul
29	45	50.15	0.8973	16.7707	37.27	56 Ferro, Perry
30	45	51.60	0.8721	16.2994	36.22	67 Hiroti, Gordon
31	45	52.07	0.8642	16.1523	35.89	53 England, Brian
32	45	52.29	0.8606	16.0843	35.74	162 Clarke, Craig
33	45	53.10	0.8475	15.8390	35.20	136 Walters, Craig
34	45	54.49	0.8258	15.4349	34.30	121 Smits, Lucas
35	45	60.68	0.7416	13.8604	30.80	27 Carne, Peter
36	45	65.15	0.6907	12.9094	28.69	62 Gross, Hubert
37	30	55.82	0.5374	10.0448	22.32	104 Perry, Simon
38	45	98.64	0.4562	8.5265	18.95	37 Courtot, Philippe
39	30	128.19	0.2340	4.3740	9.72	63 Gross, Gael
40	5	58.27	0.0858	1.6037	3.56	20 Brown, Ray

PRODUCTION -- Overall Stage Results

NZ Nationals 2011

Printed November 27, 2011 at 20:46



Stage 1 -- Stage 1

	PTS	TIME	HIT FACTOR	STAGE POINTS	STAGE PERCENT	COMPETITOR # Name
1	45	20.17	2.2310	45.0000	100.00	133 Tueno, Gary
2	45	21.73	2.0709	41.7694	92.82	137 Watson, Julian
3	45	23.23	1.9372	39.0723	86.83	43 Dickson, Greg
4	45	24.67	1.8241	36.7916	81.76	124 Staader, Jim
5	45	26.92	1.6716	33.7166	74.93	11 Bell, Colin
6	45	26.97	1.6685	33.6541	74.79	151 Wong, Sheng
7	45	28.25	1.5929	32.1292	71.40	161 Wilson, Jeremy
8	45	28.70	1.5679	31.6254	70.28	24 Cameron, Hamish
9	45	28.87	1.5587	31.4392	69.86	38 Cresswell, Steve
10	45	29.47	1.5270	30.7991	68.44	55 Fajner, Aleks
11	45	29.56	1.5223	30.7053	68.23	72 James, Roger
12	45	31.60	1.4241	28.7231	63.83	54 Estall, Sam
13	45	34.05	1.3216	26.6564	59.24	36 Cooper, Robert
14	45	36.02	1.2493	25.1985	56.00	21 Burger, Alwyn
15	45	36.49	1.2332	24.8739	55.28	76 Keith, Andrew
16	45	37.68	1.1943	24.0884	53.53	103 Ogden, Richard
17	45	38.30	1.1749	23.6984	52.66	50 Ellis, Chris
18	45	38.73	1.1619	23.4353	52.08	39 Davies, Dave
19	35	30.87	1.1338	22.8685	50.82	122 Sneddon, Ross
20	45	39.88	1.1284	22.7595	50.58	126 Summers, Emma
21	45	42.44	1.0603	21.3867	47.53	32 Clark, Kaden
22	45	43.16	1.0426	21.0299	46.73	110 Ridley, Tracy
23	45	43.43	1.0362	20.8991	46.44	157 Robinson, Cyrus
24	45	43.80	1.0274	20.7226	46.05	5 Anderson, Jim
25	35	36.32	0.9637	19.4369	43.19	57 Gauldie, Jim
26	45	47.07	0.9560	19.2830	42.85	41 De Suza, Greg
27	45	47.49	0.9476	19.1124	42.47	4 Alexander, Brett
28	45	47.79	0.9416	18.9925	42.21	79 Kissun, Mark
29	45	50.71	0.8874	17.8988	39.78	88 Maclean, Michael
30	45	52.19	0.8622	17.3913	38.65	107 Preest, Daniel
31	45	56.95	0.7902	15.9377	35.42	70 Jackson, Guy
32	45	63.92	0.7040	14.1998	31.56	152 Kinmond, Mike
33	30	44.63	0.6722	13.5581	30.13	140 Welsh, Jason
34	45	68.30	0.6589	13.2892	29.53	91 Maligro, Joseph
35	30	47.03	0.6379	12.8663	28.59	30 Chivers, Mark
36	30	50.71	0.5916	11.9326	26.52	148 Young, Chris
37	30	51.22	0.5857	11.8137	26.25	125 Stalman, Jean
38	45	117.40	0.3833	7.7313	17.18	138 Watson, Rose
39	15	46.14	0.3251	6.5572	14.57	156 Welsh, Steve
40	45	164.74	0.2732	5.5096	12.24	42 De Suza, Tina
41	30	125.88	0.2383	4.8070	10.68	114 Sandilands, Lindsay
42	15	100.79	0.1488	3.0018	6.67	16 Bowie, Joe

PRODUCTION -- Overall Stage Results

NZ Nationals 2011

Printed November 27, 2011 at 20:46



Stage 1 -- Stage 1

	PTS	TIME	HIT FACTOR	STAGE POINTS	STAGE PERCENT	COMPETITOR # Name
43	0	87.78	0.0000	0.0000	0.00	51 Elmes, Aaron
44	0	52.88	0.0000	0.0000	0.00	34 Cole, Wally
45	0	84.90	0.0000	0.0000	0.00	31 Chuvand, Pascal

MODIFIED -- Overall Stage Results

NZ Nationals 2011

Printed November 27, 2011 at 20:46



Stage 1 -- Stage 1

	PTS	TIME	HIT FACTOR	STAGE POINTS	STAGE PERCENT	COMPETITOR # Name
1	45	26.97	1.6685	45.0000	100.00	160 Harvey, Bruce
2	45	29.50	1.5254	41.1407	91.42	99 Morris, Cameron
3	45	40.04	1.1239	30.3109	67.36	22 Bush, Mark
4	45	63.39	0.7099	19.1458	42.55	108 Rasmussen, Karl

REVOLVER (STANDARD) -- Overall Stage Results

NZ Nationals 2011

Printed November 27, 2011 at 20:46




Stage 1 -- Stage 1

	PTS	TIME	HIT FACTOR	STAGE POINTS	STAGE PERCENT	COMPETITOR # Name
1	45	34.99	1.2861	45.0000	100.00	117 Sharp, Errol
2	45	40.42	1.1133	38.9547	86.57	129 Thomason, Aaron
3	45	53.57	0.8400	29.3924	65.32	153 Lassen, Peter
4	30	58.69	0.5112	17.8855	39.75	111 Robertson, Chris

OPEN -- Overall Stage Results

NZ Nationals 2011

Printed November 27, 2011 at 20:46



Stage 2 -- Stage 2

	PTS	TIME	HIT FACTOR	STAGE POINTS	STAGE PERCENT	COMPETITOR # Name
1	34	5.73	5.9337	45.0000	100.00	59 Graham, Gareth
2	43	7.53	5.7105	43.3074	96.24	142 Whiteman, Russell
3	43	7.62	5.6430	42.7959	95.10	82 Leadley, Simon
4	41	7.27	5.6396	42.7698	95.04	1 Ainsworth, Ryan
5	44	8.11	5.4254	41.1453	91.43	120 Sleeth, Terence
6	42	8.12	5.1724	39.2267	87.17	143 Williams, Diana
7	41	7.94	5.1637	39.1608	87.02	15 Bouchut, Jean-Claude
8	39	8.26	4.7215	35.8074	79.57	69 Ishii, Hisaya
9	35	8.00	4.3750	33.1792	73.73	149 Perry, Don
10	38	8.73	4.3528	33.0109	73.36	116 Sharp, Jeanette
11	40	9.31	4.2965	32.5836	72.41	35 Coles, Mike
12	37	8.68	4.2627	32.3274	71.84	146 Yeung, T C
13	41	9.71	4.2225	32.0223	71.16	147 Young, Richard
14	35	8.55	4.0936	31.0449	68.99	12 Bishop, Brian
15	40	9.78	4.0900	31.0177	68.93	131 Tremain, Peter
16	30	7.37	4.0706	30.8704	68.60	113 Rowatt, Ped
17	26	6.46	4.0248	30.5231	67.83	90 Maligro, Ramel
18	41	10.32	3.9729	30.1295	66.95	97 Mitchell, Grant
19	35	9.17	3.8168	28.9459	64.32	109 Read, Dave
20	35	9.73	3.5971	27.2799	60.62	159 Todd, Tony
21	44	12.42	3.5427	26.8670	59.70	93 Martel, Arthur
22	40	11.80	3.3898	25.7079	57.13	128 Thomas, Ken
23	31	9.25	3.3514	25.4161	56.48	92 Manson, Aaron
24	21	6.36	3.3019	25.0409	55.65	48 Durham, Justin
25	27	8.20	3.2927	24.9711	55.49	19 Brown, Phil
26	25	8.06	3.1017	23.5230	52.27	44 Donaldson, Robbie
27	37	12.25	3.0204	22.9062	50.90	14 Blackmore, Peter
28	33	11.27	2.9281	22.2064	49.35	83 Lewis, Barry
29	24	8.58	2.7972	21.2135	47.14	64 Harris, John
30	27	9.71	2.7806	21.0879	46.86	84 Lilley, Desmond
31	25	9.45	2.6455	20.0630	44.58	135 Wakker, Debbie
32	28	10.65	2.6291	19.9387	44.31	119 Sleeth, Julie
33	22	9.13	2.4096	18.2743	40.61	25 Campbell, Bill
34	24	10.11	2.3739	18.0031	40.01	112 Rout, Nigel
35	41	17.55	2.3362	17.7172	39.37	61 Gross, Christophe
36	40	17.31	2.3108	17.5247	38.94	13 Bisson, Colin
37	26	11.75	2.2128	16.7812	37.29	95 McGarva, Mike
38	26	12.00	2.1667	16.4316	36.51	80 Kobylarz, Donna
39	11	6.03	1.8242	13.8345	30.74	130 Tinning, Darryl
40	23	15.75	1.4603	11.0748	24.61	158 Wells, Nick
41	23	16.98	1.3545	10.2726	22.83	105 Pink, Howard
42	9	12.13	0.7420	5.6269	12.50	58 Graham, Gina

OPEN -- Overall Stage Results

NZ Nationals 2011

Printed November 27, 2011 at 20:46



Stage 2 -- Stage 2

	PTS	TIME	HIT FACTOR	STAGE POINTS	STAGE PERCENT	COMPETITOR # Name
43	9	12.97	0.6939	5.2625	11.69	18 Brown, Margaret
44	10	18.71	0.5345	4.0534	9.01	46 Dovil, Henri
45	11	22.81	0.4822	3.6573	8.13	26 Campbell, Julie
46	3	29.16	0.1029	0.7802	1.73	154 Macias, Ricko
47	0	13.07	0.0000	0.0000	0.00	45 Dongoc, Robert
48	0	0.00	0.0000	0.0000	0.00	100 Moss, Andrew
49	0	15.22	0.0000	0.0000	0.00	89 Magi, Eric

STANDARD -- Overall Stage Results

NZ Nationals 2011

Printed November 27, 2011 at 20:46



Stage 2 -- Stage 2

	PTS	TIME	HIT FACTOR	STAGE POINTS	STAGE PERCENT	COMPETITOR # Name
1	42	7.41	5.6680	45.0000	100.00	60 Gray, Sean
2	35	8.46	4.1371	32.8457	72.99	75 Keed, Adrian
3	37	9.78	3.7832	30.0362	66.75	47 Dunlop, Phil
4	37	10.68	3.4644	27.5050	61.12	141 Welsh, John
5	28	8.12	3.4483	27.3768	60.84	86 Loftes, Jonathan
6	42	12.36	3.3981	26.9782	59.95	94 Maurer, Kevin
7	35	10.70	3.2710	25.9696	57.71	123 Soper, Richard
8	39	12.07	3.2312	25.6530	57.01	162 Clarke, Craig
9	35	11.07	3.1617	25.1016	55.78	73 Jensen, Graeme
10	31	10.28	3.0156	23.9414	53.20	127 Taylor, John
11	33	12.06	2.7363	21.7244	48.28	65 Hatch, Paul
12	25	9.27	2.6969	21.4112	47.58	102 Nield, Peter
13	26	9.95	2.6131	20.7459	46.10	10 Ballantyne, Grant
14	26	11.65	2.2318	17.7186	39.37	3 Albiston, Dean
15	29	13.54	2.1418	17.0044	37.79	145 Young, David
16	20	9.57	2.0899	16.5920	36.87	81 Kulikov, Eugene
17	20	10.83	1.8467	14.6617	32.58	115 Serfontein, Jan
18	29	17.42	1.6648	13.2170	29.37	56 Ferro, Perry
19	22	13.60	1.6176	12.8430	28.54	78 Kilby, Steve
20	26	16.15	1.6099	12.7815	28.40	53 England, Brian
21	25	16.02	1.5605	12.3896	27.53	62 Gross, Hubert
22	21	14.04	1.4957	11.8750	26.39	104 Perry, Simon
23	16	15.12	1.0582	8.4014	18.67	136 Walters, Craig
24	13	13.14	0.9893	7.8547	17.45	71 James, Lucille
25	13	13.20	0.9848	7.8190	17.38	29 Cheeseman, Robin
26	12	12.21	0.9828	7.8027	17.34	6 Anderson, Paul
27	12	12.50	0.9600	7.6217	16.94	33 Clarke, Peter
28	9	14.44	0.6233	4.9483	11.00	66 Hill, Malcolm
29	7	11.37	0.6157	4.8879	10.86	98 Moore, Craig
30	3	12.13	0.2473	1.9635	4.36	121 Smits, Lucas
31	0	26.83	0.0000	0.0000	0.00	63 Gross, Gael
32	0	12.28	0.0000	0.0000	0.00	8 Baggott, Neil
33	0	9.71	0.0000	0.0000	0.00	118 Skews, Tony
34	0	12.19	0.0000	0.0000	0.00	20 Brown, Ray
35	0	11.76	0.0000	0.0000	0.00	27 Carne, Peter
36	0	14.41	0.0000	0.0000	0.00	77 Kilby, Ellen
37	0	12.09	0.0000	0.0000	0.00	74 Just, Tania
38	0	11.87	0.0000	0.0000	0.00	144 Wocke, David
39	0	13.16	0.0000	0.0000	0.00	37 Courtot, Philippe
40	0	19.76	0.0000	0.0000	0.00	67 Hiroti, Gordon

PRODUCTION -- Overall Stage Results

NZ Nationals 2011

Printed November 27, 2011 at 20:46



Stage 2 -- Stage 2

	PTS	TIME	HIT FACTOR	STAGE POINTS	STAGE PERCENT	COMPETITOR # Name
1	41	8.00	5.1250	45.0000	100.00	133 Tueno, Gary
2	39	9.05	4.3094	37.8386	84.09	124 Staader, Jim
3	43	10.55	4.0758	35.7878	79.53	157 Robinson, Cyrus
4	37	9.48	3.9030	34.2698	76.16	151 Wong, Sheng
5	31	8.87	3.4949	30.6872	68.19	137 Watson, Julian
6	39	11.36	3.4331	30.1443	66.99	24 Cameron, Hamish
7	39	11.87	3.2856	28.8491	64.11	79 Kissun, Mark
8	22	7.01	3.1384	27.5565	61.24	11 Bell, Colin
9	35	11.34	3.0864	27.1003	60.22	55 Fajner, Aleks
10	43	14.15	3.0389	26.6828	59.30	36 Cooper, Robert
11	37	12.34	2.9984	26.3272	58.50	32 Clark, Kaden
12	31	10.80	2.8704	25.2033	56.01	50 Ellis, Chris
13	28	10.02	2.7944	24.5363	54.53	21 Burger, Alwyn
14	37	14.06	2.6316	23.1065	51.35	54 Estall, Sam
15	26	10.45	2.4880	21.8462	48.55	43 Dickson, Greg
16	29	11.75	2.4681	21.6710	48.16	4 Alexander, Brett
17	41	17.83	2.2995	20.1907	44.87	125 Stalman, Jean
18	31	14.53	2.1335	18.7333	41.63	110 Ridley, Tracy
19	29	14.32	2.0251	17.7817	39.51	72 James, Roger
20	22	11.33	1.9417	17.0495	37.89	76 Keith, Andrew
21	22	11.65	1.8884	16.5812	36.85	140 Welsh, Jason
22	24	15.04	1.5957	14.0114	31.14	16 Bowie, Joe
23	35	22.19	1.5773	13.8493	30.78	91 Maligro, Joseph
24	29	19.63	1.4773	12.9717	28.83	51 Elmes, Aaron
25	26	17.67	1.4714	12.9198	28.71	41 De Suza, Greg
26	18	12.76	1.4107	12.3863	27.53	148 Young, Chris
27	24	17.54	1.3683	12.0144	26.70	138 Watson, Rose
28	20	15.50	1.2903	11.3297	25.18	34 Cole, Wally
29	18	14.91	1.2072	10.6002	23.56	122 Sneddon, Ross
30	14	11.92	1.1745	10.3127	22.92	5 Anderson, Jim
31	22	20.94	1.0506	9.2250	20.50	126 Summers, Emma
32	24	23.99	1.0004	8.7841	19.52	103 Ogden, Richard
33	16	17.46	0.9164	8.0463	17.88	39 Davies, Dave
34	7	10.08	0.6944	6.0976	13.55	161 Wilson, Jeremy
35	9	13.66	0.6589	5.7851	12.86	38 Cresswell, Steve
36	7	12.08	0.5795	5.0880	11.31	152 Kinmond, Mike
37	7	12.15	0.5761	5.0587	11.24	114 Sandilands, Lindsay
38	9	15.69	0.5736	5.0366	11.19	57 Gauldie, Jim
39	1	10.49	0.0953	0.8370	1.86	156 Welsh, Steve
40	1	25.22	0.0397	0.3482	0.77	70 Jackson, Guy
41	0	15.87	0.0000	0.0000	0.00	88 Maclean, Michael
42	0	31.70	0.0000	0.0000	0.00	107 Preest, Daniel

PRODUCTION -- Overall Stage Results

NZ Nationals 2011

Printed November 27, 2011 at 20:46



Stage 2 -- Stage 2

	PTS	TIME	HIT FACTOR	STAGE POINTS	STAGE PERCENT	COMPETITOR # Name
43	0	46.15	0.0000	0.0000	0.00	42 De Suza, Tina
44	0	24.24	0.0000	0.0000	0.00	30 Chivers, Mark
45	0	43.38	0.0000	0.0000	0.00	31 Chuvand, Pascal

MODIFIED -- Overall Stage Results

NZ Nationals 2011

Printed November 27, 2011 at 20:46



Stage 2 -- Stage 2

	PTS	TIME	HIT FACTOR	STAGE POINTS	STAGE PERCENT	COMPETITOR # Name
1	35	10.74	3.2588	45.0000	100.00	22 Bush, Mark
2	20	10.29	1.9436	26.8388	59.64	99 Morris, Cameron
3	9	18.63	0.4831	6.6708	14.82	160 Harvey, Bruce
4	0	19.82	0.0000	0.0000	0.00	108 Rasmussen, Karl

REVOLVER (STANDARD) -- Overall Stage Results

NZ Nationals 2011

Printed November 27, 2011 at 20:46



Stage 2 -- Stage 2

	PTS	TIME	HIT FACTOR	STAGE POINTS	STAGE PERCENT	COMPETITOR # Name
1	27	13.04	2.0706	45.0000	100.00	129 Thomason, Aaron
2	35	17.31	2.0220	43.9438	97.65	117 Sharp, Errol
3	28	30.49	0.9183	19.9585	44.35	111 Robertson, Chris
4	11	20.62	0.5335	11.5939	25.76	153 Lassen, Peter

OPEN -- Overall Stage Results

NZ Nationals 2011

Printed November 27, 2011 at 20:46



Stage 3 -- Stage 3

	PTS	TIME	HIT FACTOR	STAGE POINTS	STAGE PERCENT	COMPETITOR # Name
1	42	14.39	2.9187	45.0000	100.00	69 Ishii, Hisaya
2	43	15.30	2.8105	43.3312	96.29	142 Whiteman, Russell
3	40	15.13	2.6438	40.7610	90.58	48 Durham, Justin
4	39	15.02	2.5965	40.0331	88.96	90 Maligro, Ramel
5	44	17.21	2.5567	39.4181	87.60	113 Rowatt, Ped
6	39	15.67	2.4888	38.3725	85.27	146 Yeung, T C
7	38	15.41	2.4659	38.0194	84.49	1 Ainsworth, Ryan
8	37	15.16	2.4406	37.6293	83.62	59 Graham, Gareth
9	40	17.15	2.3324	35.9600	79.91	82 Leadley, Simon
10	39	16.95	2.3009	35.4747	78.83	92 Manson, Aaron
11	41	18.35	2.2343	34.4486	76.55	64 Harris, John
12	35	15.84	2.2096	34.0672	75.70	15 Bouchut, Jean-Claude
13	35	16.03	2.1834	33.6634	74.81	130 Tinning, Darryl
14	40	19.58	2.0429	31.4972	69.99	147 Young, Richard
15	41	20.64	1.9864	30.6266	68.06	109 Read, Dave
16	36	18.35	1.9619	30.2476	67.22	61 Gross, Christophe
17	35	18.05	1.9391	29.8961	66.44	44 Donaldson, Robbie
18	35	18.31	1.9115	29.4716	65.49	143 Williams, Diana
19	38	20.08	1.8924	29.1772	64.84	120 Sleeth, Terence
20	41	21.87	1.8747	28.9041	64.23	149 Perry, Don
21	40	21.49	1.8613	28.6977	63.77	116 Sharp, Jeanette
22	40	21.83	1.8323	28.2508	62.78	159 Todd, Tony
23	37	20.71	1.7866	27.5452	61.21	119 Sleeth, Julie
24	40	23.46	1.7050	26.2879	58.42	84 Lilley, Desmond
25	43	25.44	1.6903	26.0601	57.91	80 Kobylarz, Donna
26	36	21.64	1.6636	25.6489	57.00	14 Blackmore, Peter
27	36	21.85	1.6476	25.4024	56.45	131 Tremain, Peter
28	39	23.79	1.6393	25.2752	56.17	135 Wakker, Debbie
29	36	21.99	1.6371	25.2407	56.09	35 Coles, Mike
30	26	16.65	1.5616	24.0759	53.50	19 Brown, Phil
31	26	16.90	1.5385	23.7198	52.71	12 Bishop, Brian
32	38	25.24	1.5055	23.2123	51.58	93 Martel, Arthur
33	40	26.75	1.4953	23.0547	51.23	97 Mitchell, Grant
34	31	20.80	1.4904	22.9785	51.06	83 Lewis, Barry
35	33	22.32	1.4785	22.7952	50.66	45 Dongoc, Robert
36	42	29.32	1.4325	22.0856	49.08	128 Thomas, Ken
37	37	25.91	1.4280	22.0170	48.93	46 Dovil, Henri
38	42	29.42	1.4276	22.0105	48.91	18 Brown, Margaret
39	40	28.27	1.4149	21.8151	48.48	158 Wells, Nick
40	36	27.18	1.3245	20.4210	45.38	58 Graham, Gina
41	25	19.15	1.3055	20.1278	44.73	112 Rout, Nigel
42	39	32.65	1.1945	18.4164	40.93	13 Bisson, Colin

OPEN -- Overall Stage Results

NZ Nationals 2011

Printed November 27, 2011 at 20:46



Stage 3 -- Stage 3

	PTS	TIME	HIT FACTOR	STAGE POINTS	STAGE PERCENT	COMPETITOR # Name
43	27	26.02	1.0377	15.9985	35.55	154 Macias, Ricko
44	24	26.62	0.9016	13.9004	30.89	95 McGarva, Mike
45	25	29.14	0.8579	13.2274	29.39	105 Pink, Howard
46	20	27.58	0.7252	11.1805	24.85	26 Campbell, Julie
47	8	17.20	0.4651	7.1711	15.94	25 Campbell, Bill
48	9	26.55	0.3390	5.2264	11.61	89 Magi, Eric
49	0	0.00	0.0000	0.0000	0.00	100 Moss, Andrew

STANDARD -- Overall Stage Results

NZ Nationals 2011

Printed November 27, 2011 at 20:46



Stage 3 -- Stage 3

	PTS	TIME	HIT FACTOR	STAGE POINTS	STAGE PERCENT	COMPETITOR # Name
1	39	14.79	2.6369	45.0000	100.00	47 Dunlop, Phil
2	39	16.60	2.3494	40.0934	89.10	86 Loftes, Jonathan
3	35	16.14	2.1685	37.0067	82.24	60 Gray, Sean
4	39	18.18	2.1452	36.6089	81.35	115 Serfontein, Jan
5	39	18.82	2.0723	35.3640	78.59	94 Maurer, Kevin
6	34	20.38	1.6683	28.4702	63.27	141 Welsh, John
7	33	20.54	1.6066	27.4176	60.93	145 Young, David
8	33	20.57	1.6043	27.3776	60.84	74 Just, Tania
9	40	25.03	1.5981	27.2719	60.60	144 Wocke, David
10	35	23.05	1.5184	25.9127	57.58	98 Moore, Craig
11	37	24.94	1.4836	25.3175	56.26	127 Taylor, John
12	33	22.64	1.4576	24.8745	55.28	53 England, Brian
13	27	19.27	1.4011	23.9110	53.14	81 Kulikov, Eugene
14	23	16.51	1.3931	23.7737	52.83	75 Keed, Adrian
15	25	18.87	1.3249	22.6091	50.24	123 Soper, Richard
16	34	26.12	1.3017	22.2137	49.36	6 Anderson, Paul
17	28	21.57	1.2981	22.1526	49.23	29 Cheeseman, Robin
18	35	28.77	1.2165	20.7608	46.14	118 Skews, Tony
19	31	26.20	1.1832	20.1919	44.87	66 Hill, Malcolm
20	33	28.14	1.1727	20.0127	44.47	104 Perry, Simon
21	21	18.61	1.1284	19.2570	42.79	3 Albiston, Dean
22	27	24.06	1.1222	19.1507	42.56	102 Nield, Peter
23	25	22.81	1.0960	18.7038	41.56	33 Clarke, Peter
24	24	22.26	1.0782	18.3993	40.89	10 Ballantyne, Grant
25	37	34.32	1.0781	18.3980	40.88	62 Gross, Hubert
26	23	21.43	1.0733	18.3156	40.70	78 Kilby, Steve
27	27	28.74	0.9395	16.0322	35.63	136 Walters, Craig
28	23	25.03	0.9189	15.6813	34.85	77 Kilby, Ellen
29	22	24.48	0.8987	15.3365	34.08	65 Hatch, Paul
30	20	22.91	0.8730	14.8978	33.11	162 Clarke, Craig
31	25	28.94	0.8639	14.7420	32.76	56 Ferro, Perry
32	22	26.76	0.8221	14.0298	31.18	37 Courtot, Philippe
33	15	21.81	0.6878	11.7369	26.08	73 Jensen, Graeme
34	18	26.52	0.6787	11.5828	25.74	63 Gross, Gael
35	25	37.08	0.6742	11.5058	25.57	27 Carne, Peter
36	14	22.62	0.6189	10.5621	23.47	8 Baggott, Neil
37	14	45.40	0.3084	5.2625	11.69	20 Brown, Ray
38	5	21.97	0.2276	3.8838	8.63	121 Smits, Lucas
39	5	37.67	0.1327	2.2651	5.03	67 Hiroti, Gordon
40	0	24.81	0.0000	0.0000	0.00	71 James, Lucille

PRODUCTION -- Overall Stage Results

NZ Nationals 2011

Printed November 27, 2011 at 20:46



Stage 3 -- Stage 3

	PTS	TIME	HIT FACTOR	STAGE POINTS	STAGE PERCENT	COMPETITOR # Name
1	43	18.64	2.3069	45.0000	100.00	43 Dickson, Greg
2	43	23.90	1.7992	35.0962	77.99	124 Staader, Jim
3	37	21.33	1.7346	33.8377	75.19	76 Keith, Andrew
4	37	23.19	1.5955	31.1237	69.16	24 Cameron, Hamish
5	27	17.15	1.5743	30.7107	68.25	133 Tueno, Gary
6	41	26.06	1.5733	30.6902	68.20	126 Summers, Emma
7	35	22.34	1.5667	30.5615	67.91	72 James, Roger
8	33	21.10	1.5640	30.5085	67.80	157 Robinson, Cyrus
9	41	26.27	1.5607	30.4448	67.66	36 Cooper, Robert
10	33	22.35	1.4765	28.8022	64.00	54 Estall, Sam
11	41	28.14	1.4570	28.4217	63.16	114 Sandilands, Lindsay
12	33	22.78	1.4486	28.2586	62.80	55 Fajner, Aleks
13	27	18.72	1.4423	28.1351	62.52	50 Ellis, Chris
14	35	24.61	1.4222	27.7426	61.65	4 Alexander, Brett
15	31	25.65	1.2086	23.5757	52.39	91 Maligro, Joseph
16	29	24.08	1.2043	23.4926	52.21	103 Ogden, Richard
17	33	27.55	1.1978	23.3659	51.92	122 Sneddon, Ross
18	31	26.93	1.1511	22.4551	49.90	110 Ridley, Tracy
19	20	17.56	1.1390	22.2175	49.37	137 Watson, Julian
20	37	32.66	1.1329	22.0991	49.11	70 Jackson, Guy
21	22	19.56	1.1247	21.9404	48.76	21 Burger, Alwyn
22	27	24.07	1.1217	21.8815	48.63	38 Cresswell, Steve
23	29	25.95	1.1175	21.7997	48.44	140 Welsh, Jason
24	22	19.83	1.1094	21.6416	48.09	156 Welsh, Steve
25	35	32.49	1.0773	21.0140	46.70	34 Cole, Wally
26	25	23.85	1.0482	20.4476	45.44	152 Kinmond, Mike
27	35	33.40	1.0479	20.4414	45.43	41 De Suza, Greg
28	33	33.20	0.9940	19.3895	43.09	57 Gauldie, Jim
29	16	16.29	0.9822	19.1597	42.58	11 Bell, Colin
30	29	32.01	0.9060	17.6727	39.27	31 Chuvand, Pascal
31	29	32.81	0.8839	17.2418	38.32	88 Maclean, Michael
32	18	20.41	0.8819	17.2036	38.23	16 Bowie, Joe
33	27	35.10	0.7692	15.0054	33.35	51 Elmes, Aaron
34	16	21.78	0.7346	14.3302	31.84	79 Kissun, Mark
35	16	23.76	0.6734	13.1360	29.19	161 Wilson, Jeremy
36	12	19.26	0.6231	12.1539	27.01	32 Clark, Kaden
37	16	27.06	0.5913	11.5341	25.63	138 Watson, Rose
38	23	39.83	0.5775	11.2644	25.03	39 Davies, Dave
39	8	19.17	0.4173	8.1406	18.09	151 Wong, Sheng
40	5	19.95	0.2506	4.8890	10.86	125 Stalman, Jean
41	7	28.89	0.2423	4.7265	10.50	5 Anderson, Jim
42	1	36.61	0.0273	0.5328	1.18	42 De Suza, Tina

PRODUCTION -- Overall Stage Results

NZ Nationals 2011

Printed November 27, 2011 at 20:46



Stage 3 -- Stage 3

	PTS	TIME	HIT FACTOR	STAGE POINTS	STAGE PERCENT	COMPETITOR # Name
43	0	29.03	0.0000	0.0000	0.00	30 Chivers, Mark
44	0	31.00	0.0000	0.0000	0.00	107 Preest, Daniel
45	0	18.66	0.0000	0.0000	0.00	148 Young, Chris

MODIFIED -- Overall Stage Results

NZ Nationals 2011

Printed November 27, 2011 at 20:46



Stage 3 -- Stage 3

	PTS	TIME	HIT FACTOR	STAGE POINTS	STAGE PERCENT	COMPETITOR # Name
1	45	20.13	2.2355	45.0000	100.00	99 Morris, Cameron
2	38	22.79	1.6674	33.5647	74.59	160 Harvey, Bruce
3	33	25.51	1.2936	26.0404	57.87	22 Bush, Mark
4	6	33.82	0.1774	3.5713	7.94	108 Rasmussen, Karl

REVOLVER (STANDARD) -- Overall Stage Results

NZ Nationals 2011

Printed November 27, 2011 at 20:46




Stage 3 -- Stage 3

	PTS	TIME	HIT FACTOR	STAGE POINTS	STAGE PERCENT	COMPETITOR # Name
1	41	26.39	1.5536	45.0000	100.00	117 Sharp, Errol
2	38	24.62	1.5435	44.7058	99.35	129 Thomason, Aaron
3	42	38.53	1.0901	31.5732	70.16	153 Lassen, Peter
4	39	37.66	1.0356	29.9952	66.66	111 Robertson, Chris

OPEN -- Overall Stage Results

NZ Nationals 2011

Printed November 27, 2011 at 20:46



Stage 4 -- Stage 4

	PTS	TIME	HIT FACTOR	STAGE POINTS	STAGE PERCENT	COMPETITOR # Name
1	114	20.00	5.7000	115.0000	100.00	59 Graham, Gareth
2	105	19.93	5.2684	106.2931	92.43	142 Whiteman, Russell
3	111	21.12	5.2557	106.0357	92.20	90 Maligro, Ramel
4	103	21.40	4.8131	97.1061	84.44	12 Bishop, Brian
5	112	23.39	4.7884	96.6075	84.01	120 Sleeth, Terence
6	109	22.99	4.7412	95.6556	83.18	130 Tinning, Darryl
7	105	22.67	4.6317	93.4460	81.26	48 Durham, Justin
8	96	23.06	4.1631	83.9914	73.04	92 Manson, Aaron
9	111	26.78	4.1449	83.6249	72.72	149 Perry, Don
10	106	26.06	4.0675	82.0643	71.36	35 Coles, Mike
11	109	26.89	4.0536	81.7822	71.11	116 Sharp, Jeanette
12	101	25.26	3.9984	80.6698	70.15	69 Ishii, Hisaya
13	86	21.54	3.9926	80.5519	70.05	82 Leadley, Simon
14	95	24.20	3.9256	79.2011	68.87	15 Bouchut, Jean-Claude
15	105	27.54	3.8126	76.9216	66.89	14 Blackmore, Peter
16	91	24.40	3.7295	75.2445	65.43	143 Williams, Diana
17	87	23.64	3.6802	74.2497	64.56	64 Harris, John
18	90	24.52	3.6705	74.0534	64.39	44 Donaldson, Robbie
19	111	30.33	3.6597	73.8369	64.21	95 McGarva, Mike
20	108	29.69	3.6376	73.3899	63.82	61 Gross, Christophe
21	92	25.42	3.6192	73.0189	63.49	97 Mitchell, Grant
22	111	30.71	3.6145	72.9233	63.41	147 Young, Richard
23	108	30.85	3.5008	70.6304	61.42	113 Rowatt, Ped
24	89	26.82	3.3184	66.9506	58.22	25 Campbell, Bill
25	93	28.73	3.2370	65.3086	56.79	119 Sleeth, Julie
26	108	33.46	3.2277	65.1210	56.63	84 Lilley, Desmond
27	107	33.18	3.2248	65.0624	56.58	93 Martel, Arthur
28	93	30.17	3.0825	62.1914	54.08	1 Ainsworth, Ryan
29	83	27.89	2.9760	60.0416	52.21	80 Kobylarz, Donna
30	78	26.77	2.9137	58.7854	51.12	159 Todd, Tony
31	56	19.33	2.8971	58.4493	50.83	19 Brown, Phil
32	91	33.05	2.7534	55.5511	48.31	109 Read, Dave
33	109	39.72	2.7442	55.3656	48.14	131 Tremain, Peter
34	77	29.43	2.6164	52.7866	45.90	112 Rout, Nigel
35	86	33.45	2.5710	51.8711	45.11	58 Graham, Gina
36	71	28.99	2.4491	49.4121	42.97	135 Wakker, Debbie
37	95	39.62	2.3978	48.3762	42.07	128 Thomas, Ken
38	99	42.22	2.3449	47.3086	41.14	83 Lewis, Barry
39	78	34.15	2.2840	46.0815	40.07	146 Yeung, T C
40	76	38.16	1.9916	40.1817	34.94	45 Dongoc, Robert
41	99	50.26	1.9698	39.7407	34.56	13 Bisson, Colin
42	80	42.03	1.9034	38.4020	33.39	105 Pink, Howard

OPEN -- Overall Stage Results

NZ Nationals 2011

Printed November 27, 2011 at 20:46



Stage 4 -- Stage 4

	PTS	TIME	HIT FACTOR	STAGE POINTS	STAGE PERCENT	COMPETITOR # Name
43	61	35.30	1.7280	34.8641	30.32	26 Campbell, Julie
44	69	46.32	1.4896	30.0541	26.13	158 Wells, Nick
45	62	47.37	1.3088	26.4065	22.96	18 Brown, Margaret
46	32	37.64	0.8502	17.1523	14.92	89 Magi, Eric
47	31	53.74	0.5769	11.6382	10.12	154 Macias, Ricko
48	14	71.05	0.1970	3.9755	3.46	46 Dovel, Henri
49	0	0.00	0.0000	0.0000	0.00	100 Moss, Andrew

STANDARD -- Overall Stage Results

NZ Nationals 2011

Printed November 27, 2011 at 20:46



Stage 4 -- Stage 4

	PTS	TIME	HIT FACTOR	STAGE POINTS	STAGE PERCENT	COMPETITOR # Name
1	105	21.89	4.7967	115.0000	100.00	47 Dunlop, Phil
2	102	24.37	4.1855	100.3457	87.26	60 Gray, Sean
3	109	28.62	3.8085	91.3085	79.40	3 Albiston, Dean
4	103	27.84	3.6997	88.6997	77.13	75 Keed, Adrian
5	111	31.02	3.5783	85.7898	74.60	29 Cheeseman, Robin
6	103	29.67	3.4715	83.2289	72.37	81 Kulikov, Eugene
7	105	30.71	3.4191	81.9717	71.28	73 Jensen, Graeme
8	109	34.78	3.1340	75.1365	65.34	102 Nield, Peter
9	93	30.78	3.0214	72.4384	62.99	98 Moore, Craig
10	90	30.44	2.9566	70.8846	61.64	115 Serfontein, Jan
11	108	37.45	2.8838	69.1395	60.12	144 Wocke, David
12	92	33.49	2.7471	65.8608	57.27	86 Loftes, Jonathan
13	110	40.58	2.7107	64.9883	56.51	37 Courtot, Philippe
14	77	30.67	2.5106	60.1910	52.34	94 Maurer, Kevin
15	92	36.85	2.4966	59.8556	52.05	10 Ballantyne, Grant
16	96	40.22	2.3869	57.2247	49.76	127 Taylor, John
17	89	37.74	2.3582	56.5383	49.16	53 England, Brian
18	95	42.50	2.2353	53.5906	46.60	118 Skews, Tony
19	89	40.45	2.2002	52.7504	45.87	20 Brown, Ray
20	92	43.62	2.1091	50.5657	43.97	65 Hatch, Paul
21	91	47.08	1.9329	46.3403	40.30	27 Carne, Peter
22	84	45.41	1.8498	44.3488	38.56	162 Clarke, Craig
23	71	38.90	1.8252	43.7586	38.05	145 Young, David
24	95	53.37	1.7800	42.6757	37.11	66 Hill, Malcolm
25	64	37.17	1.7218	41.2802	35.90	141 Welsh, John
26	84	49.38	1.7011	40.7833	35.46	71 James, Lucille
27	72	44.35	1.6234	38.9218	33.85	8 Baggott, Neil
28	106	69.18	1.5322	36.7350	31.94	62 Gross, Hubert
29	85	60.89	1.3960	33.4678	29.10	33 Clarke, Peter
30	95	70.87	1.3405	32.1378	27.95	67 Hiroti, Gordon
31	60	51.24	1.1710	28.0735	24.41	6 Anderson, Paul
32	51	43.62	1.1692	28.0310	24.37	104 Perry, Simon
33	52	45.99	1.1307	27.1078	23.57	74 Just, Tania
34	39	34.93	1.1165	26.7683	23.28	77 Kilby, Ellen
35	56	51.62	1.0849	26.0090	22.62	136 Walters, Craig
36	50	48.70	1.0267	24.6147	21.40	121 Smits, Lucas
37	30	30.16	0.9947	23.8476	20.74	123 Soper, Richard
38	42	52.17	0.8051	19.3011	16.78	78 Kilby, Steve
39	31	43.60	0.7110	17.0463	14.82	56 Ferro, Perry
40	30	75.23	0.3988	9.5606	8.31	63 Gross, Gael

PRODUCTION -- Overall Stage Results

NZ Nationals 2011

Printed November 27, 2011 at 20:46



Stage 4 -- Stage 4

	PTS	TIME	HIT FACTOR	STAGE POINTS	STAGE PERCENT	COMPETITOR # Name
1	95	24.16	3.9321	115.0000	100.00	133 Tueno, Gary
2	99	26.33	3.7600	109.9653	95.62	124 Staader, Jim
3	107	29.23	3.6606	107.0597	93.10	79 Kissun, Mark
4	111	31.41	3.5339	103.3538	89.87	43 Dickson, Greg
5	91	28.93	3.1455	91.9950	80.00	151 Wong, Sheng
6	97	36.38	2.6663	77.9795	67.81	4 Alexander, Brett
7	87	32.69	2.6614	77.8351	67.68	11 Bell, Colin
8	105	40.07	2.6204	76.6375	66.64	36 Cooper, Robert
9	88	33.62	2.6175	76.5519	66.57	21 Burger, Alwyn
10	101	38.92	2.5951	75.8961	66.00	126 Summers, Emma
11	91	36.38	2.5014	73.1560	63.61	122 Sneddon, Ross
12	80	32.06	2.4953	72.9790	63.46	156 Welsh, Steve
13	82	33.00	2.4848	72.6727	63.19	50 Ellis, Chris
14	90	36.23	2.4841	72.6516	63.18	32 Clark, Kaden
15	80	32.64	2.4510	71.6821	62.33	140 Welsh, Jason
16	84	34.39	2.4426	71.4362	62.12	137 Watson, Julian
17	93	39.75	2.3396	68.4253	59.50	76 Keith, Andrew
18	76	33.98	2.2366	65.4126	56.88	161 Wilson, Jeremy
19	71	32.09	2.2125	64.7083	56.27	148 Young, Chris
20	80	36.75	2.1769	63.6655	55.36	38 Cresswell, Steve
21	69	33.88	2.0366	59.5630	51.79	54 Estall, Sam
22	73	36.03	2.0261	59.2557	51.53	55 Fajner, Aleks
23	77	39.79	1.9352	56.5963	49.21	24 Cameron, Hamish
24	83	43.00	1.9302	56.4522	49.09	88 Maclean, Michael
25	99	51.87	1.9086	55.8200	48.54	72 James, Roger
26	71	38.90	1.8252	53.3802	46.42	114 Sandilands, Lindsay
27	84	46.45	1.8084	52.8889	45.99	57 Gauldie, Jim
28	63	35.01	1.7995	52.6283	45.76	125 Stalman, Jean
29	71	39.58	1.7938	52.4631	45.62	157 Robinson, Cyrus
30	80	46.29	1.7282	50.5445	43.95	70 Jackson, Guy
31	59	37.14	1.5886	46.4602	40.40	16 Bowie, Joe
32	74	47.73	1.5504	45.3431	39.43	34 Cole, Wally
33	58	40.43	1.4346	41.9561	36.48	103 Ogden, Richard
34	74	59.63	1.2410	36.2943	31.56	5 Anderson, Jim
35	62	50.89	1.2183	35.6312	30.98	41 De Suza, Greg
36	59	48.60	1.2140	35.5048	30.87	30 Chivers, Mark
37	39	35.52	1.0980	32.1117	27.92	91 Maligro, Joseph
38	46	46.64	0.9863	28.8450	25.08	110 Ridley, Tracy
39	57	61.06	0.9335	27.3017	23.74	31 Chuvand, Pascal
40	59	72.35	0.8155	23.8498	20.74	152 Kinmond, Mike
41	48	59.65	0.8047	23.5343	20.46	138 Watson, Rose
42	54	68.76	0.7853	22.9683	19.97	39 Davies, Dave

PRODUCTION -- Overall Stage Results

NZ Nationals 2011

Printed November 27, 2011 at 20:46



Stage 4 -- Stage 4

	PTS	TIME	HIT FACTOR	STAGE POINTS	STAGE PERCENT	COMPETITOR # Name
43	39	53.55	0.7283	21.2998	18.52	107 Preest, Daniel
44	61	120.09	0.5080	14.8557	12.92	42 De Suza, Tina
45	10	115.10	0.0869	2.5409	2.21	51 Elmes, Aaron

MODIFIED -- Overall Stage Results

NZ Nationals 2011

Printed November 27, 2011 at 20:46



Stage 4 -- Stage 4

	PTS	TIME	HIT FACTOR	STAGE POINTS	STAGE PERCENT	COMPETITOR # Name
1	97	37.15	2.6110	115.0000	100.00	22 Bush, Mark
2	78	34.07	2.2894	100.8341	87.68	99 Morris, Cameron
3	74	34.13	2.1682	95.4949	83.04	160 Harvey, Bruce
4	56	60.95	0.9188	40.4668	35.19	108 Rasmussen, Karl

REVOLVER (STANDARD) -- Overall Stage Results

NZ Nationals 2011

Printed November 27, 2011 at 20:46



Stage 4 -- Stage 4

	PTS	TIME	HIT FACTOR	STAGE POINTS	STAGE PERCENT	COMPETITOR # Name
1	109	37.75	2.8874	115.0000	100.00	129 Thomason, Aaron
2	105	48.83	2.1503	85.6428	74.47	117 Sharp, Errol
3	98	56.86	1.7235	68.6448	59.69	153 Lassen, Peter
4	29	77.19	0.3757	14.9632	13.01	111 Robertson, Chris

OPEN -- Overall Stage Results

NZ Nationals 2011

Printed November 27, 2011 at 20:46



Stage 5 -- Stage 5

	PTS	TIME	HIT FACTOR	STAGE POINTS	STAGE PERCENT	COMPETITOR # Name
1	120	23.81	5.0399	130.0000	100.00	59 Graham, Gareth
2	120	24.37	4.9241	127.0127	97.70	90 Maligro, Ramel
3	119	24.84	4.7907	123.5711	95.05	19 Brown, Phil
4	119	24.91	4.7772	123.2238	94.79	12 Bishop, Brian
5	126	26.87	4.6892	120.9552	93.04	142 Whiteman, Russell
6	118	25.73	4.5861	118.2943	91.00	48 Durham, Justin
7	121	26.85	4.5065	116.2419	89.42	82 Leadley, Simon
8	119	28.81	4.1305	106.5431	81.96	116 Sharp, Jeanette
9	117	28.52	4.1024	105.8176	81.40	64 Harris, John
10	120	29.29	4.0970	105.6777	81.29	92 Manson, Aaron
11	122	30.43	4.0092	103.4140	79.55	143 Williams, Diana
12	125	32.05	3.9002	100.6013	77.39	1 Ainsworth, Ryan
13	119	30.69	3.8775	100.0165	76.94	44 Donaldson, Robbie
14	127	34.83	3.6463	94.0528	72.35	130 Tinning, Darryl
15	112	30.76	3.6411	93.9189	72.25	15 Bouchut, Jean-Claude
16	120	33.99	3.5305	91.0650	70.05	35 Coles, Mike
17	123	35.08	3.5063	90.4413	69.57	112 Rout, Nigel
18	111	33.07	3.3565	86.5785	66.60	113 Rowatt, Ped
19	124	37.05	3.3468	86.3287	66.41	14 Blackmore, Peter
20	89	26.64	3.3408	86.1742	66.29	69 Ishii, Hisaya
21	116	34.73	3.3401	86.1539	66.27	135 Wakker, Debbie
22	118	35.44	3.3296	85.8835	66.06	58 Graham, Gina
23	121	36.58	3.3078	85.3224	65.63	120 Sleeth, Terence
24	119	36.85	3.2293	83.2973	64.07	25 Campbell, Bill
25	117	36.36	3.2178	83.0010	63.85	61 Gross, Christophe
26	102	31.79	3.2086	82.7620	63.66	109 Read, Dave
27	124	38.78	3.1975	82.4775	63.44	131 Tremain, Peter
28	115	36.96	3.1115	80.2578	61.74	119 Sleeth, Julie
29	122	39.80	3.0653	79.0675	60.82	84 Lilley, Desmond
30	107	34.95	3.0615	78.9693	60.75	147 Young, Richard
31	93	30.73	3.0264	78.0624	60.05	149 Perry, Don
32	128	43.21	2.9623	76.4095	58.78	128 Thomas, Ken
33	125	43.02	2.9056	74.9482	57.65	97 Mitchell, Grant
34	117	41.88	2.7937	72.0611	55.43	159 Todd, Tony
35	89	33.19	2.6815	69.1678	53.21	83 Lewis, Barry
36	126	47.32	2.6627	68.6827	52.83	95 McGarva, Mike
37	110	41.33	2.6615	68.6513	52.81	80 Kobylarz, Donna
38	122	48.19	2.5316	65.3017	50.23	93 Martel, Arthur
39	117	50.04	2.3381	60.3101	46.39	26 Campbell, Julie
40	122	52.53	2.3225	59.9065	46.08	46 Dovil, Henri
41	90	43.46	2.0709	53.4164	41.09	146 Yeung, T C
42	97	47.01	2.0634	53.2234	40.94	158 Wells, Nick

OPEN -- Overall Stage Results

NZ Nationals 2011

Printed November 27, 2011 at 20:46



Stage 5 -- Stage 5

	PTS	TIME	HIT FACTOR	STAGE POINTS	STAGE PERCENT	COMPETITOR # Name
43	89	43.94	2.0255	52.2458	40.19	45 Dongoc, Robert
44	129	67.54	1.9100	49.2663	37.90	105 Pink, Howard
45	73	57.24	1.2753	32.8961	25.30	154 Macias, Ricko
46	88	71.00	1.2394	31.9702	24.59	13 Bisson, Colin
47	37	53.57	0.6907	17.8156	13.70	18 Brown, Margaret
48	27	56.52	0.4777	12.3221	9.48	89 Magi, Eric
49	0	0.00	0.0000	0.0000	0.00	100 Moss, Andrew

STANDARD -- Overall Stage Results

NZ Nationals 2011

Printed November 27, 2011 at 20:46




Stage 5 -- Stage 5

	PTS	TIME	HIT FACTOR	STAGE POINTS	STAGE PERCENT	COMPETITOR # Name
1	105	24.71	4.2493	130.0000	100.00	60 Gray, Sean
2	124	30.42	4.0763	124.7066	95.93	81 Kulikov, Eugene
3	110	28.00	3.9286	120.1881	92.45	86 Loftes, Jonathan
4	106	27.30	3.8828	118.7873	91.37	47 Dunlop, Phil
5	123	33.37	3.6859	112.7654	86.74	74 Just, Tania
6	124	34.01	3.6460	111.5429	85.80	115 Serfontein, Jan
7	100	31.78	3.1466	96.2660	74.05	3 Albiston, Dean
8	124	41.85	2.9630	90.6469	69.73	20 Brown, Ray
9	118	40.45	2.9172	89.2463	68.65	73 Jensen, Graeme
10	110	37.72	2.9162	89.2170	68.63	123 Soper, Richard
11	113	40.64	2.7805	85.0651	65.43	141 Welsh, John
12	97	35.16	2.7588	84.4014	64.92	75 Keed, Adrian
13	97	36.52	2.6561	81.2583	62.51	10 Ballantyne, Grant
14	110	41.86	2.6278	80.3934	61.84	53 England, Brian
15	114	43.64	2.6123	79.9184	61.48	118 Skews, Tony
16	86	33.09	2.5990	79.5112	61.16	94 Maurer, Kevin
17	102	39.62	2.5745	78.7612	60.59	102 Nield, Peter
18	105	44.17	2.3772	72.7258	55.94	6 Anderson, Paul
19	115	48.60	2.3663	72.3916	55.69	104 Perry, Simon
20	101	43.11	2.3428	71.6754	55.13	145 Young, David
21	106	46.38	2.2855	69.9201	53.78	78 Kilby, Steve
22	113	49.90	2.2645	69.2795	53.29	37 Courtot, Philippe
23	117	51.81	2.2583	69.0874	53.14	127 Taylor, John
24	124	57.91	2.1413	65.5081	50.39	136 Walters, Craig
25	114	53.79	2.1194	64.8381	49.88	66 Hill, Malcolm
26	76	36.14	2.1029	64.3357	49.49	29 Cheeseman, Robin
27	91	45.83	1.9856	60.7461	46.73	33 Clarke, Peter
28	94	48.01	1.9579	59.8995	46.08	65 Hatch, Paul
29	98	53.22	1.8414	56.3350	43.33	144 Wocke, David
30	108	59.65	1.8106	55.3911	42.61	71 James, Lucille
31	63	36.08	1.7461	53.4196	41.09	98 Moore, Craig
32	118	74.47	1.5845	48.4761	37.29	62 Gross, Hubert
33	85	54.52	1.5591	47.6969	36.69	77 Kilby, Ellen
34	72	47.11	1.5283	46.7570	35.97	27 Carne, Peter
35	73	52.96	1.3784	42.1698	32.44	121 Smits, Lucas
36	72	52.48	1.3720	41.9726	32.29	8 Baggott, Neil
37	86	62.86	1.3681	41.8553	32.20	56 Ferro, Perry
38	50	36.68	1.3631	41.7030	32.08	162 Clarke, Craig
39	77	59.38	1.2967	39.6714	30.52	63 Gross, Gael
40	65	65.22	0.9966	30.4901	23.45	67 Hiroti, Gordon

PRODUCTION -- Overall Stage Results

NZ Nationals 2011

Printed November 27, 2011 at 20:46



Stage 5 -- Stage 5

	PTS	TIME	HIT FACTOR	STAGE POINTS	STAGE PERCENT	COMPETITOR # Name
1	122	32.29	3.7783	130.0000	100.00	43 Dickson, Greg
2	92	25.06	3.6712	126.3160	97.17	11 Bell, Colin
3	120	33.84	3.5461	122.0120	93.86	79 Kissun, Mark
4	108	30.84	3.5019	120.4928	92.69	133 Tueno, Gary
5	120	34.98	3.4305	118.0356	90.80	24 Cameron, Hamish
6	99	29.47	3.3593	115.5864	88.91	124 Staader, Jim
7	114	35.52	3.2095	110.4291	84.95	50 Ellis, Chris
8	104	33.38	3.1156	107.2009	82.46	21 Burger, Alwyn
9	114	41.22	2.7656	95.1587	73.20	126 Summers, Emma
10	109	39.55	2.7560	94.8269	72.94	36 Cooper, Robert
11	110	41.52	2.6493	91.1563	70.12	54 Estall, Sam
12	118	44.63	2.6440	90.9718	69.98	57 Gauldie, Jim
13	101	38.38	2.6316	90.5457	69.65	140 Welsh, Jason
14	116	44.87	2.5852	88.9515	68.42	157 Robinson, Cyrus
15	80	31.45	2.5437	87.5227	67.33	151 Wong, Sheng
16	88	34.84	2.5258	86.9073	66.85	32 Clark, Kaden
17	95	37.81	2.5126	86.4507	66.50	91 Maligro, Joseph
18	114	45.59	2.5005	86.0373	66.18	34 Cole, Wally
19	116	46.76	2.4808	85.3562	65.66	110 Ridley, Tracy
20	93	38.44	2.4194	83.2437	64.03	55 Fajner, Aleks
21	95	39.63	2.3972	82.4805	63.45	161 Wilson, Jeremy
22	93	39.52	2.3532	80.9688	62.28	38 Cresswell, Steve
23	112	48.19	2.3241	79.9673	61.51	76 Keith, Andrew
24	84	36.64	2.2926	78.8815	60.68	137 Watson, Julian
25	101	45.07	2.2410	77.1055	59.31	4 Alexander, Brett
26	106	48.35	2.1923	75.4329	58.03	152 Kinmond, Mike
27	106	50.56	2.0965	72.1357	55.49	70 Jackson, Guy
28	89	44.19	2.0140	69.2975	53.31	114 Sandilands, Lindsay
29	88	43.97	2.0014	68.8617	52.97	103 Ogden, Richard
30	105	52.65	1.9943	68.6187	52.78	138 Watson, Rose
31	112	56.68	1.9760	67.9892	52.30	39 Davies, Dave
32	109	57.51	1.8953	65.2131	50.16	72 James, Roger
33	82	44.19	1.8556	63.8471	49.11	148 Young, Chris
34	107	59.65	1.7938	61.7199	47.48	41 De Suza, Greg
35	90	51.51	1.7472	60.1177	46.24	125 Stalman, Jean
36	84	51.85	1.6201	55.7419	42.88	88 Maclean, Michael
37	54	35.68	1.5135	52.0739	40.06	156 Welsh, Steve
38	77	56.09	1.3728	47.2342	36.33	107 Preest, Daniel
39	58	42.67	1.3593	46.7689	35.98	122 Sneddon, Ross
40	67	51.53	1.3002	44.7369	34.41	16 Bowie, Joe
41	54	47.97	1.1257	38.7325	29.79	31 Chuvand, Pascal
42	42	45.62	0.9206	31.6771	24.37	5 Anderson, Jim

PRODUCTION -- Overall Stage Results

NZ Nationals 2011

Printed November 27, 2011 at 20:46



Stage 5 -- Stage 5

	PTS	TIME	HIT FACTOR	STAGE POINTS	STAGE PERCENT	COMPETITOR # Name
43	72	78.52	0.9170	31.5503	24.27	42 De Suza, Tina
44	72	79.71	0.9033	31.0793	23.91	51 Elmes, Aaron
45	28	57.44	0.4875	16.7724	12.90	30 Chivers, Mark

MODIFIED -- Overall Stage Results

NZ Nationals 2011

Printed November 27, 2011 at 20:46



Stage 5 -- Stage 5

	PTS	TIME	HIT FACTOR	STAGE POINTS	STAGE PERCENT	COMPETITOR # Name
1	114	33.61	3.3918	130.0000	100.00	22 Bush, Mark
2	105	36.80	2.8533	109.3575	84.12	99 Morris, Cameron
3	119	50.96	2.3352	89.5003	68.85	160 Harvey, Bruce
4	87	64.30	1.3530	51.8579	39.89	108 Rasmussen, Karl

REVOLVER (STANDARD) -- Overall Stage Results

NZ Nationals 2011

Printed November 27, 2011 at 20:46



Stage 5 -- Stage 5

	PTS	TIME	HIT FACTOR	STAGE POINTS	STAGE PERCENT	COMPETITOR # Name
1	124	58.35	2.1251	130.0000	100.00	129 Thomason, Aaron
2	106	54.70	1.9378	118.5444	91.19	117 Sharp, Errol
3	126	65.25	1.9310	118.1279	90.87	111 Robertson, Chris
4	104	54.59	1.9051	116.5421	89.65	153 Lassen, Peter

OPEN -- Overall Stage Results

NZ Nationals 2011

Printed November 27, 2011 at 20:46



Stage 6 -- Stage 6

	PTS	TIME	HIT FACTOR	STAGE POINTS	STAGE PERCENT	COMPETITOR # Name
1	42	9.01	4.6615	45.0000	100.00	90 Maligro, Ramel
2	39	9.02	4.3237	41.7394	92.75	59 Graham, Gareth
3	40	9.47	4.2239	40.7754	90.61	82 Leadley, Simon
4	41	10.02	4.0918	39.5006	87.78	142 Whiteman, Russell
5	38	9.46	4.0169	38.7776	86.17	19 Brown, Phil
6	42	10.94	3.8391	37.0612	82.36	143 Williams, Diana
7	42	11.35	3.7004	35.7225	79.38	12 Bishop, Brian
8	44	11.94	3.6851	35.5743	79.05	112 Rout, Nigel
9	40	11.07	3.6134	34.8819	77.52	149 Perry, Don
10	45	12.47	3.6087	34.8365	77.41	147 Young, Richard
11	44	12.31	3.5743	34.5051	76.68	130 Tinning, Darryl
12	39	10.92	3.5714	34.4770	76.62	92 Manson, Aaron
13	41	11.49	3.5683	34.4470	76.55	44 Donaldson, Robbie
14	39	11.02	3.5390	34.1642	75.92	1 Ainsworth, Ryan
15	40	11.62	3.4423	33.2309	73.85	64 Harris, John
16	41	12.26	3.3442	32.2836	71.74	135 Wakker, Debbie
17	41	12.31	3.3306	32.1524	71.45	116 Sharp, Jeanette
18	41	12.37	3.3145	31.9965	71.10	25 Campbell, Bill
19	39	12.17	3.2046	30.9359	68.75	15 Bouchut, Jean-Claude
20	42	13.19	3.1842	30.7392	68.31	35 Coles, Mike
21	39	12.42	3.1401	30.3131	67.36	131 Tremain, Peter
22	37	11.85	3.1224	30.1420	66.98	113 Rowatt, Ped
23	33	10.71	3.0812	29.7449	66.10	69 Ishii, Hisaya
24	35	11.63	3.0095	29.0520	64.56	48 Durham, Justin
25	40	14.15	2.8269	27.2893	60.64	146 Yeung, T C
26	45	15.92	2.8266	27.2871	60.64	84 Lilley, Desmond
27	40	14.79	2.7045	26.1084	58.02	14 Blackmore, Peter
28	37	14.34	2.5802	24.9081	55.35	83 Lewis, Barry
29	31	12.46	2.4880	24.0177	53.37	109 Read, Dave
30	41	17.71	2.3151	22.3488	49.66	80 Kobylarz, Donna
31	29	12.56	2.3089	22.2893	49.53	100 Moss, Andrew
32	39	17.32	2.2517	21.7373	48.31	45 Dongoc, Robert
33	42	18.79	2.2352	21.5780	47.95	97 Mitchell, Grant
34	42	18.82	2.2317	21.5436	47.87	58 Graham, Gina
35	29	13.09	2.2154	21.3868	47.53	120 Sleeth, Terence
36	41	18.70	2.1925	21.1656	47.03	105 Pink, Howard
37	45	21.29	2.1137	20.4045	45.34	128 Thomas, Ken
38	28	13.33	2.1005	20.2776	45.06	61 Gross, Christophe
39	36	17.64	2.0408	19.7012	43.78	26 Campbell, Julie
40	36	19.02	1.8927	18.2717	40.60	158 Wells, Nick
41	40	21.21	1.8859	18.2057	40.46	18 Brown, Margaret
42	40	22.99	1.7399	16.7961	37.32	46 Dovil, Henri

OPEN -- Overall Stage Results

NZ Nationals 2011

Printed November 27, 2011 at 20:46



Stage 6 -- Stage 6

	PTS	TIME	HIT FACTOR	STAGE POINTS	STAGE PERCENT	COMPETITOR # Name
43	26	15.00	1.7333	16.7329	37.18	119 Sleeth, Julie
44	41	26.18	1.5661	15.1183	33.60	93 Martel, Arthur
45	25	16.47	1.5179	14.6533	32.56	95 McGarva, Mike
46	42	46.53	0.9026	8.7137	19.36	13 Bisson, Colin
47	9	15.32	0.5875	5.6712	12.60	159 Todd, Tony
48	0	17.65	0.0000	0.0000	0.00	154 Macias, Ricko
49	0	13.13	0.0000	0.0000	0.00	89 Magi, Eric

STANDARD -- Overall Stage Results

NZ Nationals 2011

Printed November 27, 2011 at 20:46



Stage 6 -- Stage 6

	PTS	TIME	HIT FACTOR	STAGE POINTS	STAGE PERCENT	COMPETITOR # Name
1	42	10.61	3.9585	45.0000	100.00	86 Loftes, Jonathan
2	42	11.59	3.6238	41.1950	91.54	60 Gray, Sean
3	44	13.52	3.2544	36.9960	82.21	94 Maurer, Kevin
4	38	12.03	3.1588	35.9084	79.80	47 Dunlop, Phil
5	43	14.02	3.0670	34.8658	77.48	127 Taylor, John
6	39	13.12	2.9726	33.7916	75.09	10 Ballantyne, Grant
7	43	14.47	2.9717	33.7815	75.07	6 Anderson, Paul
8	39	13.74	2.8384	32.2668	71.70	73 Jensen, Graeme
9	42	15.31	2.7433	31.1855	69.30	29 Cheeseman, Robin
10	41	14.96	2.7406	31.1552	69.23	141 Welsh, John
11	39	14.28	2.7311	31.0467	68.99	118 Skews, Tony
12	40	15.06	2.6560	30.1935	67.10	123 Soper, Richard
13	38	14.87	2.5555	29.0503	64.56	74 Just, Tania
14	39	15.39	2.5341	28.8074	64.02	78 Kilby, Steve
15	37	15.58	2.3748	26.9968	59.99	145 Young, David
16	42	17.69	2.3742	26.9898	59.98	33 Clarke, Peter
17	39	16.54	2.3579	26.8045	59.57	102 Nield, Peter
18	37	16.01	2.3111	26.2717	58.38	144 Wocke, David
19	41	17.77	2.3073	26.2286	58.29	53 England, Brian
20	43	19.11	2.2501	25.5792	56.84	115 Serfontein, Jan
21	39	18.02	2.1643	24.6030	54.67	63 Gross, Gael
22	27	12.64	2.1361	24.2826	53.96	75 Keed, Adrian
23	28	13.17	2.1260	24.1686	53.71	81 Kulikov, Eugene
24	36	18.15	1.9835	22.5478	50.11	37 Courtot, Philippe
25	24	12.41	1.9339	21.9846	48.85	162 Clarke, Craig
26	33	17.18	1.9208	21.8358	48.52	8 Baggott, Neil
27	25	13.49	1.8532	21.0672	46.82	104 Perry, Simon
28	38	22.51	1.6881	19.1905	42.65	62 Gross, Hubert
29	35	21.27	1.6455	18.7059	41.57	71 James, Lucille
30	31	19.91	1.5570	17.6998	39.33	77 Kilby, Ellen
31	20	14.63	1.3671	15.5405	34.53	136 Walters, Craig
32	29	21.64	1.3401	15.2342	33.85	65 Hatch, Paul
33	22	17.84	1.2332	14.0187	31.15	121 Smits, Lucas
34	24	19.51	1.2301	13.9840	31.08	56 Ferro, Perry
35	23	20.17	1.1403	12.9629	28.81	3 Albiston, Dean
36	14	15.69	0.8923	10.1434	22.54	27 Carne, Peter
37	11	15.99	0.6879	7.8203	17.38	20 Brown, Ray
38	9	13.09	0.6875	7.8159	17.37	98 Moore, Craig
39	9	17.73	0.5076	5.7705	12.82	67 Hiroti, Gordon
40	0	13.87	0.0000	0.0000	0.00	66 Hill, Malcolm

PRODUCTION -- Overall Stage Results

NZ Nationals 2011

Printed November 27, 2011 at 20:46



Stage 6 -- Stage 6

	PTS	TIME	HIT FACTOR	STAGE POINTS	STAGE PERCENT	COMPETITOR # Name
1	43	11.37	3.7819	45.0000	100.00	133 Tueno, Gary
2	43	13.10	3.2824	39.0573	86.79	124 Staader, Jim
3	39	12.02	3.2446	38.6069	85.79	125 Stalman, Jean
4	39	12.80	3.0469	36.2543	80.57	50 Ellis, Chris
5	43	14.19	3.0303	36.0571	80.13	126 Summers, Emma
6	37	12.41	2.9815	35.4760	78.84	148 Young, Chris
7	39	13.16	2.9635	35.2625	78.36	21 Burger, Alwyn
8	39	13.47	2.8953	34.4510	76.56	114 Sandilands, Lindsay
9	37	13.60	2.7206	32.3718	71.94	76 Keith, Andrew
10	37	14.26	2.5947	30.8736	68.61	43 Dickson, Greg
11	37	14.50	2.5517	30.3626	67.47	152 Kinmond, Mike
12	31	12.26	2.5285	30.0868	66.86	156 Welsh, Steve
13	37	15.09	2.4520	29.1754	64.83	103 Ogden, Richard
14	22	9.81	2.2426	26.6844	59.30	11 Bell, Colin
15	33	15.14	2.1797	25.9354	57.63	32 Clark, Kaden
16	37	17.00	2.1765	25.8975	57.55	16 Bowie, Joe
17	35	16.41	2.1328	25.3784	56.40	79 Kissun, Mark
18	43	21.10	2.0379	24.2488	53.89	41 De Suza, Greg
19	37	18.23	2.0296	24.1501	53.67	91 Maligro, Joseph
20	33	16.27	2.0283	24.1341	53.63	88 Maclean, Michael
21	35	17.30	2.0231	24.0728	53.50	55 Fajner, Aleks
22	35	17.31	2.0220	24.0589	53.46	38 Cresswell, Steve
23	31	15.40	2.0130	23.9522	53.23	4 Alexander, Brett
24	37	19.22	1.9251	22.9062	50.90	138 Watson, Rose
25	33	17.35	1.9020	22.6318	50.29	30 Chivers, Mark
26	20	10.97	1.8232	21.6934	48.21	137 Watson, Julian
27	31	18.12	1.7108	20.3567	45.24	70 Jackson, Guy
28	25	15.09	1.6567	19.7131	43.81	34 Cole, Wally
29	27	16.40	1.6463	19.5896	43.53	122 Sneddon, Ross
30	20	13.13	1.5232	18.1247	40.28	161 Wilson, Jeremy
31	31	20.88	1.4847	17.6659	39.26	42 De Suza, Tina
32	18	12.22	1.4730	17.5269	38.95	24 Cameron, Hamish
33	35	24.70	1.4170	16.8607	37.47	31 Chuvand, Pascal
34	20	14.81	1.3504	16.0687	35.71	110 Ridley, Tracy
35	22	17.16	1.2821	15.2549	33.90	54 Estall, Sam
36	12	9.75	1.2308	14.6447	32.54	151 Wong, Sheng
37	24	20.47	1.1724	13.9508	31.00	72 James, Roger
38	13	15.46	0.8409	10.0055	22.23	57 Gauldie, Jim
39	13	15.66	0.8301	9.8777	21.95	140 Welsh, Jason
40	20	25.57	0.7822	9.3069	20.68	39 Davies, Dave
41	11	16.96	0.6486	7.7174	17.15	107 Preest, Daniel
42	9	16.22	0.5549	6.6023	14.67	157 Robinson, Cyrus

PRODUCTION -- Overall Stage Results

NZ Nationals 2011

Printed November 27, 2011 at 20:46



Stage 6 -- Stage 6

	PTS	TIME	HIT FACTOR	STAGE POINTS	STAGE PERCENT	COMPETITOR # Name
43	11	21.32	0.5159	6.1392	13.64	51 Elmes, Aaron
44	7	14.49	0.4831	5.7482	12.77	36 Cooper, Robert
45	0	20.29	0.0000	0.0000	0.00	5 Anderson, Jim

MODIFIED -- Overall Stage Results

NZ Nationals 2011

Printed November 27, 2011 at 20:46



Stage 6 -- Stage 6

	PTS	TIME	HIT FACTOR	STAGE POINTS	STAGE PERCENT	COMPETITOR # Name
1	39	13.98	2.7897	45.0000	100.00	99 Morris, Cameron
2	37	15.40	2.4026	38.7557	86.12	22 Bush, Mark
3	28	13.70	2.0438	32.9680	73.26	160 Harvey, Bruce
4	39	22.67	1.7203	27.7503	61.67	108 Rasmussen, Karl

REVOLVER (STANDARD) -- Overall Stage Results

NZ Nationals 2011

Printed November 27, 2011 at 20:46



Stage 6 -- Stage 6

	PTS	TIME	HIT FACTOR	STAGE POINTS	STAGE PERCENT	COMPETITOR # Name
1	40	13.75	2.9091	45.0000	100.00	129 Thomason, Aaron
2	40	17.24	2.3202	35.8904	79.76	153 Lassen, Peter
3	10	15.11	0.6618	10.2374	22.75	117 Sharp, Errol
4	11	17.48	0.6293	9.7343	21.63	111 Robertson, Chris

OPEN -- Overall Stage Results

NZ Nationals 2011

Printed November 27, 2011 at 20:46



Stage 7 -- Stage 7

	PTS	TIME	HIT FACTOR	STAGE POINTS	STAGE PERCENT	COMPETITOR # Name
1	120	20.82	5.7637	130.0000	100.00	59 Graham, Gareth
2	116	23.11	5.0195	113.2142	87.09	100 Moss, Andrew
3	96	20.97	4.5780	103.2561	79.43	90 Maligro, Ramel
4	113	26.33	4.2917	96.7989	74.46	82 Leadley, Simon
5	106	24.83	4.2690	96.2880	74.07	92 Manson, Aaron
6	117	27.54	4.2484	95.8219	73.71	120 Sleeth, Terence
7	113	27.50	4.1091	92.6805	71.29	44 Donaldson, Robbie
8	117	28.50	4.1053	92.5942	71.23	149 Perry, Don
9	104	25.65	4.0546	91.4511	70.35	25 Campbell, Bill
10	113	27.88	4.0531	91.4173	70.32	19 Brown, Phil
11	123	30.42	4.0434	91.1987	70.15	147 Young, Richard
12	108	27.24	3.9648	89.4251	68.79	15 Bouchut, Jean-Claude
13	103	26.10	3.9464	89.0102	68.47	12 Bishop, Brian
14	101	26.87	3.7588	84.7806	65.22	113 Rowatt, Ped
15	104	28.11	3.6998	83.4479	64.19	142 Whiteman, Russell
16	120	34.01	3.5284	79.5825	61.22	1 Ainsworth, Ryan
17	95	26.96	3.5237	79.4779	61.14	116 Sharp, Jeanette
18	86	24.76	3.4733	78.3413	60.26	130 Tinning, Darryl
19	119	35.43	3.3587	75.7563	58.27	95 McGarva, Mike
20	118	35.18	3.3542	75.6535	58.19	84 Lilley, Desmond
21	108	32.80	3.2927	74.2665	57.13	64 Harris, John
22	99	30.59	3.2364	72.9959	56.15	109 Read, Dave
23	108	33.51	3.2229	72.6929	55.92	61 Gross, Christophe
24	78	24.38	3.1993	72.1612	55.51	48 Durham, Justin
25	85	27.04	3.1435	70.9014	54.54	69 Ishii, Hisaya
26	101	32.29	3.1279	70.5499	54.27	112 Rout, Nigel
27	118	38.10	3.0971	69.8554	53.73	97 Mitchell, Grant
28	102	33.91	3.0080	67.8446	52.19	14 Blackmore, Peter
29	89	32.36	2.7503	62.0332	47.72	135 Wakker, Debbie
30	80	33.03	2.4220	54.6291	42.02	131 Tremain, Peter
31	77	32.82	2.3461	52.9170	40.71	143 Williams, Diana
32	108	46.43	2.3261	52.4648	40.36	13 Bisson, Colin
33	73	32.89	2.2195	50.0613	38.51	159 Todd, Tony
34	102	46.66	2.1860	49.3058	37.93	80 Kobylarz, Donna
35	78	37.39	2.0861	47.0524	36.19	119 Sleeth, Julie
36	64	32.23	1.9857	44.7881	34.45	83 Lewis, Barry
37	95	47.92	1.9825	44.7146	34.40	128 Thomas, Ken
38	91	47.80	1.9038	42.9394	33.03	46 Dovil, Henri
39	49	28.60	1.7133	38.6432	29.73	146 Yeung, T C
40	77	46.94	1.6404	36.9990	28.46	26 Campbell, Julie
41	61	44.26	1.3782	31.0857	23.91	18 Brown, Margaret
42	57	41.62	1.3695	30.8898	23.76	105 Pink, Howard

OPEN -- Overall Stage Results

NZ Nationals 2011

Printed November 27, 2011 at 20:46



Stage 7 -- Stage 7

	PTS	TIME	HIT FACTOR	STAGE POINTS	STAGE PERCENT	COMPETITOR # Name
43	44	61.90	0.7108	16.0326	12.33	154 Macias, Ricko
44	30	42.62	0.7039	15.8764	12.21	58 Graham, Gina
45	24	34.15	0.7028	15.8512	12.19	35 Coles, Mike
46	24	65.26	0.3678	8.2948	6.38	158 Wells, Nick
47	0	60.12	0.0000	0.0000	0.00	89 Magi, Eric
48	0	34.99	0.0000	0.0000	0.00	93 Martel, Arthur
49	0	32.99	0.0000	0.0000	0.00	45 Dongoc, Robert

STANDARD -- Overall Stage Results

NZ Nationals 2011

Printed November 27, 2011 at 20:46



Stage 7 -- Stage 7

	PTS	TIME	HIT FACTOR	STAGE POINTS	STAGE PERCENT	COMPETITOR # Name
1	116	23.87	4.8597	130.0000	100.00	86 Loftes, Jonathan
2	111	27.92	3.9756	106.3519	81.81	47 Dunlop, Phil
3	116	32.93	3.5226	94.2332	72.49	60 Gray, Sean
4	114	37.68	3.0255	80.9341	62.26	3 Albiston, Dean
5	89	31.18	2.8544	76.3575	58.74	115 Serfontein, Jan
6	94	34.39	2.7334	73.1195	56.25	102 Nield, Peter
7	83	31.19	2.6611	71.1870	54.76	94 Maurer, Kevin
8	102	41.77	2.4419	65.3241	50.25	145 Young, David
9	73	31.04	2.3518	62.9128	48.39	75 Keed, Adrian
10	84	36.88	2.2777	60.9293	46.87	10 Ballantyne, Grant
11	78	35.48	2.1984	58.8097	45.24	81 Kulikov, Eugene
12	91	41.82	2.1760	58.2097	44.78	127 Taylor, John
13	91	43.55	2.0896	55.8973	43.00	98 Moore, Craig
14	76	36.51	2.0816	55.6852	42.83	66 Hill, Malcolm
15	71	39.22	1.8103	48.4271	37.25	73 Jensen, Graeme
16	91	52.65	1.7284	46.2361	35.57	33 Clarke, Peter
17	69	40.38	1.7088	45.7110	35.16	118 Skews, Tony
18	70	42.16	1.6603	44.4156	34.17	6 Anderson, Paul
19	65	39.98	1.6258	43.4919	33.46	144 Wocke, David
20	63	39.48	1.5957	42.6875	32.84	78 Kilby, Steve
21	75	48.79	1.5372	41.1214	31.63	37 Courtot, Philippe
22	62	42.63	1.4544	38.9058	29.93	136 Walters, Craig
23	66	46.37	1.4233	38.0754	29.29	53 England, Brian
24	50	35.41	1.4120	37.7730	29.06	74 Just, Tania
25	83	60.14	1.3801	36.9192	28.40	63 Gross, Gael
26	53	38.72	1.3688	36.6166	28.17	77 Kilby, Ellen
27	51	37.44	1.3622	36.4395	28.03	141 Welsh, John
28	65	51.23	1.2688	33.9412	26.11	65 Hatch, Paul
29	43	35.87	1.1988	32.0682	24.67	56 Ferro, Perry
30	49	40.96	1.1963	32.0018	24.62	29 Cheeseman, Robin
31	70	59.11	1.1842	31.6793	24.37	62 Gross, Hubert
32	56	48.17	1.1625	31.0992	23.92	162 Clarke, Craig
33	48	41.58	1.1544	30.8812	23.75	8 Baggott, Neil
34	42	40.21	1.0445	27.9417	21.49	104 Perry, Simon
35	42	41.70	1.0072	26.9433	20.73	27 Carne, Peter
36	25	29.85	0.8375	22.4044	17.23	123 Soper, Richard
37	31	53.18	0.5829	15.5938	12.00	67 Hiroti, Gordon
38	20	47.26	0.4232	11.3207	8.71	20 Brown, Ray
39	0	47.32	0.0000	0.0000	0.00	71 James, Lucille
40	0	35.26	0.0000	0.0000	0.00	121 Smits, Lucas

PRODUCTION -- Overall Stage Results

NZ Nationals 2011

Printed November 27, 2011 at 20:46



Stage 7 -- Stage 7

	PTS	TIME	HIT FACTOR	STAGE POINTS	STAGE PERCENT	COMPETITOR # Name
1	108	28.06	3.8489	130.0000	100.00	133 Tueno, Gary
2	97	29.70	3.2660	110.3119	84.86	137 Watson, Julian
3	96	30.36	3.1621	106.8013	82.15	11 Bell, Colin
4	108	34.22	3.1560	106.5985	82.00	43 Dickson, Greg
5	79	29.58	2.6707	90.2062	69.39	151 Wong, Sheng
6	108	41.17	2.6233	88.6033	68.16	36 Cooper, Robert
7	94	36.24	2.5938	87.6086	67.39	38 Cresswell, Steve
8	80	31.38	2.5494	86.1082	66.24	124 Staader, Jim
9	93	39.17	2.3743	80.1930	61.69	16 Bowie, Joe
10	89	38.12	2.3347	78.8577	60.66	161 Wilson, Jeremy
11	85	37.04	2.2948	77.5095	59.62	125 Stalman, Jean
12	59	27.98	2.1086	71.2216	54.79	21 Burger, Alwyn
13	73	35.13	2.0780	70.1862	53.99	156 Welsh, Steve
14	65	32.60	1.9939	67.3446	51.80	148 Young, Chris
15	57	29.63	1.9237	64.9756	49.98	50 Ellis, Chris
16	61	33.02	1.8474	62.3965	48.00	140 Welsh, Jason
17	62	34.14	1.8161	61.3388	47.18	32 Clark, Kaden
18	83	46.54	1.7834	60.2364	46.34	70 Jackson, Guy
19	68	39.83	1.7073	57.6641	44.36	76 Keith, Andrew
20	63	37.61	1.6751	56.5776	43.52	24 Cameron, Hamish
21	68	40.80	1.6667	56.2932	43.30	103 Ogden, Richard
22	82	50.57	1.6215	54.7682	42.13	57 Gauldie, Jim
23	60	37.52	1.5991	54.0127	41.55	4 Alexander, Brett
24	61	39.38	1.5490	52.3192	40.25	55 Fajner, Aleks
25	60	42.02	1.4279	48.2284	37.10	152 Kinmond, Mike
26	59	43.93	1.3430	45.3626	34.89	91 Maligro, Joseph
27	54	41.28	1.3081	44.1836	33.99	114 Sandilands, Lindsay
28	56	43.93	1.2748	43.0560	33.12	110 Ridley, Tracy
29	65	53.45	1.2161	41.0746	31.60	41 De Suza, Greg
30	51	43.53	1.1716	39.5721	30.44	157 Robinson, Cyrus
31	73	63.66	1.1467	38.7314	29.79	72 James, Roger
32	45	41.85	1.0753	36.3182	27.94	54 Estall, Sam
33	50	57.14	0.8750	29.5554	22.73	79 Kissun, Mark
34	36	44.33	0.8121	27.4291	21.10	138 Watson, Rose
35	42	56.18	0.7476	25.2508	19.42	122 Sneddon, Ross
36	28	41.00	0.6829	23.0665	17.74	126 Summers, Emma
37	27	46.66	0.5787	19.5446	15.03	30 Chivers, Mark
38	30	73.06	0.4106	13.8691	10.67	107 Preest, Daniel
39	18	51.34	0.3506	11.8420	9.11	39 Davies, Dave
40	26	78.98	0.3292	11.1189	8.55	51 Elmes, Aaron
41	3	54.21	0.0553	1.8692	1.44	88 Maclean, Michael
42	1	53.32	0.0188	0.6335	0.49	31 Chuvand, Pascal

PRODUCTION -- Overall Stage Results

NZ Nationals 2011

Printed November 27, 2011 at 20:46



Stage 7 -- Stage 7

	PTS	TIME	HIT FACTOR	STAGE POINTS	STAGE PERCENT	COMPETITOR # Name
43	0	36.88	0.0000	0.0000	0.00	34 Cole, Wally
44	0	37.52	0.0000	0.0000	0.00	5 Anderson, Jim
45	0	93.21	0.0000	0.0000	0.00	42 De Suza, Tina

MODIFIED -- Overall Stage Results

NZ Nationals 2011

Printed November 27, 2011 at 20:46



Stage 7 -- Stage 7

	PTS	TIME	HIT FACTOR	STAGE POINTS	STAGE PERCENT	COMPETITOR # Name
1	102	38.92	2.6208	130.0000	100.00	22 Bush, Mark
2	100	42.02	2.3798	118.0484	90.81	99 Morris, Cameron
3	112	48.03	2.3319	115.6702	88.98	160 Harvey, Bruce
4	46	71.63	0.6422	31.8551	24.50	108 Rasmussen, Karl

REVOLVER (STANDARD) -- Overall Stage Results

NZ Nationals 2011

Printed November 27, 2011 at 20:46




Stage 7 -- Stage 7

	PTS	TIME	HIT FACTOR	STAGE POINTS	STAGE PERCENT	COMPETITOR # Name
1	89	44.66	1.9928	130.0000	100.00	129 Thomason, Aaron
2	96	52.68	1.8223	118.8769	91.44	153 Lassen, Peter
3	79	44.07	1.7926	116.9381	89.95	117 Sharp, Errol
4	34	56.16	0.6054	39.4933	30.38	111 Robertson, Chris

OPEN -- Overall Stage Results

NZ Nationals 2011

Printed November 27, 2011 at 20:46



Stage 8 -- Stage 8

	PTS	TIME	HIT FACTOR	STAGE POINTS	STAGE PERCENT	COMPETITOR #	Name
1	83	12.31	6.7425	100.0000	100.00	59	Graham, Gareth
2	93	13.92	6.6810	99.0886	99.09	90	Maligro, Ramel
3	93	14.07	6.6098	98.0322	98.03	48	Durham, Justin
4	93	14.77	6.2965	93.3861	93.39	82	Leadley, Simon
5	91	14.92	6.0992	90.4592	90.46	12	Bishop, Brian
6	90	15.82	5.6890	84.3754	84.38	100	Moss, Andrew
7	90	16.78	5.3635	79.5482	79.55	92	Manson, Aaron
8	93	17.38	5.3510	79.3621	79.36	130	Tinning, Darryl
9	94	17.99	5.2251	77.4955	77.50	113	Rowatt, Ped
10	92	17.67	5.2066	77.2203	77.22	142	Whiteman, Russell
11	94	18.26	5.1479	76.3496	76.35	1	Ainsworth, Ryan
12	79	15.65	5.0479	74.8674	74.87	19	Brown, Phil
13	88	17.57	5.0085	74.2832	74.28	120	Sleeth, Terence
14	92	18.38	5.0054	74.2373	74.24	14	Blackmore, Peter
15	93	18.92	4.9154	72.9024	72.90	64	Harris, John
16	87	17.81	4.8849	72.4495	72.45	44	Donaldson, Robbie
17	88	18.43	4.7748	70.8170	70.82	15	Bouchut, Jean-Claude
18	94	19.92	4.7189	69.9872	69.99	84	Lilley, Desmond
19	92	19.71	4.6677	69.2279	69.23	143	Williams, Diana
20	88	19.08	4.6122	68.4044	68.40	25	Campbell, Bill
21	81	17.97	4.5075	66.8524	66.85	149	Perry, Don
22	88	20.07	4.3847	65.0302	65.03	116	Sharp, Jeanette
23	95	23.02	4.1268	61.2066	61.21	35	Coles, Mike
24	88	21.52	4.0892	60.6485	60.65	58	Graham, Gina
25	92	23.03	3.9948	59.2480	59.25	69	Ishii, Hisaya
26	95	25.01	3.7985	56.3365	56.34	119	Sleeth, Julie
27	98	26.41	3.7107	55.0348	55.03	61	Gross, Christophe
28	90	24.77	3.6334	53.8885	53.89	112	Rout, Nigel
29	98	27.03	3.6256	53.7725	53.77	80	Kobylarz, Donna
30	78	21.60	3.6111	53.5576	53.56	93	Martel, Arthur
31	90	25.70	3.5019	51.9385	51.94	97	Mitchell, Grant
32	95	28.28	3.3593	49.8223	49.82	131	Tremain, Peter
33	77	23.02	3.3449	49.6096	49.61	146	Yeung, T C
34	94	29.00	3.2414	48.0739	48.07	128	Thomas, Ken
35	73	25.07	2.9118	43.1866	43.19	159	Todd, Tony
36	69	23.84	2.8943	42.9262	42.93	105	Pink, Howard
37	86	29.79	2.8869	42.8162	42.82	46	Dovil, Henri
38	76	27.04	2.8107	41.6857	41.69	109	Read, Dave
39	51	18.95	2.6913	39.9154	39.92	135	Wakker, Debbie
40	78	29.12	2.6786	39.7268	39.73	95	McGarva, Mike
41	64	23.96	2.6711	39.6162	39.62	147	Young, Richard
42	94	36.25	2.5931	38.4592	38.46	13	Bisson, Colin

OPEN -- Overall Stage Results

NZ Nationals 2011

Printed November 27, 2011 at 20:46



Stage 8 -- Stage 8

	PTS	TIME	HIT FACTOR	STAGE POINTS	STAGE PERCENT	COMPETITOR # Name
43	50	20.69	2.4166	35.8418	35.84	83 Lewis, Barry
44	90	41.16	2.1866	32.4300	32.43	26 Campbell, Julie
45	92	45.60	2.0175	29.9229	29.92	89 Magi, Eric
46	71	40.39	1.7579	26.0714	26.07	154 Macias, Ricko
47	74	44.05	1.6799	24.9153	24.92	45 Dongoc, Robert
48	65	50.46	1.2881	19.1050	19.10	158 Wells, Nick
49	0	107.40	0.0000	0.0000	0.00	18 Brown, Margaret

STANDARD -- Overall Stage Results

NZ Nationals 2011

Printed November 27, 2011 at 20:46




Stage 8 -- Stage 8

	PTS	TIME	HIT FACTOR	STAGE POINTS	STAGE PERCENT	COMPETITOR # Name
1	91	16.14	5.6382	100.0000	100.00	47 Dunlop, Phil
2	82	16.82	4.8751	86.4669	86.47	60 Gray, Sean
3	87	20.62	4.2192	74.8329	74.83	141 Welsh, John
4	90	22.41	4.0161	71.2300	71.23	81 Kulikov, Eugene
5	68	18.24	3.7281	66.1220	66.12	75 Keed, Adrian
6	92	25.77	3.5700	63.3192	63.32	94 Maurer, Kevin
7	89	25.41	3.5026	62.1223	62.12	123 Soper, Richard
8	90	25.89	3.4762	61.6556	61.66	53 England, Brian
9	77	22.77	3.3816	59.9777	59.98	10 Ballantyne, Grant
10	71	23.07	3.0776	54.5849	54.58	73 Jensen, Graeme
11	79	25.75	3.0680	54.4142	54.41	115 Serfontein, Jan
12	76	24.88	3.0547	54.1783	54.18	74 Just, Tania
13	98	32.81	2.9869	52.9763	52.98	3 Albiston, Dean
14	86	29.35	2.9302	51.9700	51.97	162 Clarke, Craig
15	71	24.25	2.9278	51.9289	51.93	66 Hill, Malcolm
16	92	32.47	2.8334	50.2537	50.25	144 Wocke, David
17	94	33.40	2.8144	49.9164	49.92	20 Brown, Ray
18	76	27.71	2.7427	48.6451	48.65	127 Taylor, John
19	91	33.46	2.7197	48.2367	48.24	29 Cheeseman, Robin
20	63	25.26	2.4941	44.2353	44.24	98 Moore, Craig
21	73	29.90	2.4415	43.3026	43.30	77 Kilby, Ellen
22	60	24.75	2.4242	42.9970	43.00	65 Hatch, Paul
23	52	21.45	2.4242	42.9970	43.00	86 Loftes, Jonathan
24	89	37.91	2.3477	41.6388	41.64	37 Courtot, Philippe
25	92	40.39	2.2778	40.3995	40.40	71 James, Lucille
26	61	28.61	2.1321	37.8159	37.82	104 Perry, Simon
27	69	33.65	2.0505	36.3686	36.37	145 Young, David
28	56	28.01	1.9993	35.4599	35.46	56 Ferro, Perry
29	49	24.89	1.9687	34.9167	34.92	6 Anderson, Paul
30	90	47.75	1.8848	33.4296	33.43	63 Gross, Gael
31	47	25.56	1.8388	32.6136	32.61	102 Nield, Peter
32	73	40.96	1.7822	31.6100	31.61	62 Gross, Hubert
33	67	38.12	1.7576	31.1734	31.17	121 Smits, Lucas
34	56	33.00	1.6970	30.0979	30.10	8 Baggott, Neil
35	54	34.18	1.5799	28.0210	28.02	136 Walters, Craig
36	56	39.94	1.4021	24.8681	24.87	33 Clarke, Peter
37	45	32.13	1.4006	24.8407	24.84	118 Skews, Tony
38	63	52.03	1.2108	21.4758	21.48	67 Hiroti, Gordon
39	49	45.12	1.0860	19.2615	19.26	78 Kilby, Steve
40	39	36.41	1.0711	18.9979	19.00	27 Carne, Peter

PRODUCTION -- Overall Stage Results

NZ Nationals 2011

Printed November 27, 2011 at 20:46



Stage 8 -- Stage 8

	PTS	TIME	HIT FACTOR	STAGE POINTS	STAGE PERCENT	COMPETITOR # Name
1	90	18.10	4.9724	100.0000	100.00	133 Tueno, Gary
2	82	17.83	4.5990	92.4908	92.49	11 Bell, Colin
3	69	16.62	4.1516	83.4938	83.49	137 Watson, Julian
4	98	23.71	4.1333	83.1248	83.12	43 Dickson, Greg
5	86	22.42	3.8359	77.1434	77.14	156 Welsh, Steve
6	86	23.30	3.6910	74.2299	74.23	16 Bowie, Joe
7	74	20.92	3.5373	71.1387	71.14	148 Young, Chris
8	69	21.05	3.2779	65.9224	65.92	50 Ellis, Chris
9	75	23.60	3.1780	63.9124	63.91	21 Burger, Alwyn
10	77	25.31	3.0423	61.1835	61.18	114 Sandilands, Lindsay
11	90	30.50	2.9508	59.3443	59.34	157 Robinson, Cyrus
12	82	28.05	2.9234	58.7918	58.79	76 Keith, Andrew
13	86	29.55	2.9103	58.5298	58.53	126 Summers, Emma
14	69	25.00	2.7600	55.5067	55.51	110 Ridley, Tracy
15	82	30.55	2.6841	53.9807	53.98	55 Fajner, Aleks
16	71	26.88	2.6414	53.1209	53.12	79 Kissun, Mark
17	86	33.24	2.5872	52.0324	52.03	70 Jackson, Guy
18	92	36.05	2.5520	51.3238	51.32	91 Maligro, Joseph
19	64	25.42	2.5177	50.6338	50.63	32 Clark, Kaden
20	88	34.97	2.5164	50.6085	50.61	54 Estall, Sam
21	80	32.06	2.4953	50.1837	50.18	34 Cole, Wally
22	82	33.96	2.4146	48.5604	48.56	57 Gauldie, Jim
23	67	27.96	2.3963	48.1919	48.19	24 Cameron, Hamish
24	60	25.26	2.3753	47.7699	47.77	151 Wong, Sheng
25	92	39.58	2.3244	46.7464	46.75	72 James, Roger
26	86	37.93	2.2673	45.5986	45.60	41 De Suza, Greg
27	82	36.86	2.2246	44.7399	44.74	103 Ogden, Richard
28	76	34.52	2.2016	44.2771	44.28	124 Staader, Jim
29	58	26.83	2.1618	43.4754	43.48	36 Cooper, Robert
30	68	32.42	2.0975	42.1825	42.18	122 Sneddon, Ross
31	47	23.18	2.0276	40.7775	40.78	161 Wilson, Jeremy
32	78	40.43	1.9293	38.7996	38.80	38 Cresswell, Steve
33	62	32.16	1.9279	38.7714	38.77	107 Preest, Daniel
34	56	30.97	1.8082	36.3649	36.36	138 Watson, Rose
35	35	21.42	1.6340	32.8613	32.86	140 Welsh, Jason
36	48	30.33	1.5826	31.8277	31.83	39 Davies, Dave
37	43	27.89	1.5418	31.0067	31.01	4 Alexander, Brett
38	84	56.62	1.4836	29.8363	29.84	31 Chuvand, Pascal
39	52	36.98	1.4062	28.2795	28.28	88 Maclean, Michael
40	37	26.91	1.3750	27.6518	27.65	152 Kinmond, Mike
41	41	30.60	1.3399	26.9463	26.95	125 Stalman, Jean
42	28	33.78	0.8289	16.6700	16.67	30 Chivers, Mark

PRODUCTION -- Overall Stage Results

NZ Nationals 2011

Printed November 27, 2011 at 20:46



Stage 8 -- Stage 8

	PTS	TIME	HIT FACTOR	STAGE POINTS	STAGE PERCENT	COMPETITOR # Name
43	51	66.91	0.7622	15.3290	15.33	51 Elmes, Aaron
44	16	31.32	0.5109	10.2739	10.27	5 Anderson, Jim
45	0	56.94	0.0000	0.0000	0.00	42 De Suza, Tina

MODIFIED -- Overall Stage Results

NZ Nationals 2011

Printed November 27, 2011 at 20:46



Stage 8 -- Stage 8

	PTS	TIME	HIT FACTOR	STAGE POINTS	STAGE PERCENT	COMPETITOR # Name
1	88	31.35	2.8070	100.0000	100.00	160 Harvey, Bruce
2	58	21.15	2.7423	97.6950	97.70	22 Bush, Mark
3	63	26.47	2.3801	84.7894	84.79	99 Morris, Cameron
4	81	54.22	1.4939	53.2207	53.22	108 Rasmussen, Karl

REVOLVER (STANDARD) -- Overall Stage Results

NZ Nationals 2011

Printed November 27, 2011 at 20:46



Stage 8 -- Stage 8

	PTS	TIME	HIT FACTOR	STAGE POINTS	STAGE PERCENT	COMPETITOR # Name
1	76	37.51	2.0261	100.0000	100.00	129 Thomason, Aaron
2	70	38.83	1.8027	88.9742	88.97	117 Sharp, Errol
3	75	53.04	1.4140	69.7897	69.79	153 Lassen, Peter
4	37	45.29	0.8170	40.3211	40.32	111 Robertson, Chris

OPEN -- Overall Stage Results

NZ Nationals 2011

Printed November 27, 2011 at 20:46



Stage 9 -- Stage 9

	PTS	TIME	HIT FACTOR	STAGE POINTS	STAGE PERCENT	COMPETITOR # Name
1	133	17.19	7.7371	135.0000	100.00	90 Maligro, Ramel
2	133	18.16	7.3238	127.7891	94.66	48 Durham, Justin
3	117	16.01	7.3079	127.5124	94.45	59 Graham, Gareth
4	134	18.61	7.2004	125.6367	93.06	142 Whiteman, Russell
5	132	18.51	7.1313	124.4301	92.17	82 Leadley, Simon
6	124	17.57	7.0575	123.1425	91.22	69 Ishii, Hisaya
7	130	19.79	6.5690	114.6187	84.90	19 Brown, Phil
8	126	19.61	6.4253	112.1117	83.05	12 Bishop, Brian
9	127	20.38	6.2316	108.7320	80.54	100 Moss, Andrew
10	130	21.01	6.1875	107.9631	79.97	130 Tinning, Darryl
11	132	22.17	5.9540	103.8882	76.95	64 Harris, John
12	130	21.87	5.9442	103.7176	76.83	1 Ainsworth, Ryan
13	123	21.44	5.7369	100.1010	74.15	15 Bouchut, Jean-Claude
14	127	22.74	5.5849	97.4476	72.18	116 Sharp, Jeanette
15	130	24.33	5.3432	93.2308	69.06	44 Donaldson, Robbie
16	129	24.56	5.2524	91.6472	67.89	92 Manson, Aaron
17	126	25.03	5.0340	87.8350	65.06	61 Gross, Christophe
18	131	26.43	4.9565	86.4833	64.06	146 Yeung, T C
19	132	26.78	4.9291	86.0045	63.71	135 Wakker, Debbie
20	131	26.91	4.8681	84.9407	62.92	113 Rowatt, Ped
21	127	26.43	4.8051	83.8426	62.11	149 Perry, Don
22	127	27.06	4.6933	81.8906	60.66	80 Kobylarz, Donna
23	126	27.06	4.6563	81.2458	60.18	143 Williams, Diana
24	132	28.45	4.6397	80.9561	59.97	14 Blackmore, Peter
25	132	28.75	4.5913	80.1114	59.34	84 Lilley, Desmond
26	134	29.27	4.5781	79.8804	59.17	147 Young, Richard
27	125	27.72	4.5094	78.6819	58.28	112 Rout, Nigel
28	125	28.19	4.4342	77.3701	57.31	109 Read, Dave
29	130	30.26	4.2961	74.9605	55.53	35 Coles, Mike
30	131	30.64	4.2755	74.6003	55.26	120 Sleeth, Terence
31	131	31.24	4.1933	73.1675	54.20	119 Sleeth, Julie
32	135	33.94	3.9776	69.4033	51.41	131 Tremain, Peter
33	132	33.33	3.9604	69.1030	51.19	159 Todd, Tony
34	128	32.82	3.9001	68.0502	50.41	25 Campbell, Bill
35	125	32.51	3.8450	67.0890	49.70	83 Lewis, Barry
36	132	35.52	3.7162	64.8424	48.03	128 Thomas, Ken
37	131	36.64	3.5753	62.3841	46.21	95 McGarva, Mike
38	130	39.27	3.3104	57.7618	42.79	26 Campbell, Julie
39	128	39.53	3.2380	56.4991	41.85	46 Dovil, Henri
40	131	42.07	3.1139	54.3321	40.25	18 Brown, Margaret
41	113	37.45	3.0174	52.6483	39.00	58 Graham, Gina
42	113	39.73	2.8442	49.6270	36.76	45 Dongoc, Robert

OPEN -- Overall Stage Results

NZ Nationals 2011

Printed November 27, 2011 at 20:46



Stage 9 -- Stage 9

	PTS	TIME	HIT FACTOR	STAGE POINTS	STAGE PERCENT	COMPETITOR # Name
43	129	48.83	2.6418	46.0958	34.15	93 Martel, Arthur
44	134	51.12	2.6213	45.7375	33.88	97 Mitchell, Grant
45	125	48.92	2.5552	44.5843	33.03	89 Magi, Eric
46	129	54.96	2.3472	40.9544	30.34	13 Bisson, Colin
47	104	72.65	1.4315	24.9779	18.50	154 Macias, Ricko
48	47	37.35	1.2584	21.9566	16.26	105 Pink, Howard
49	31	57.28	0.5412	9.4431	6.99	158 Wells, Nick

STANDARD -- Overall Stage Results

NZ Nationals 2011

Printed November 27, 2011 at 20:46



Stage 9 -- Stage 9

	PTS	TIME	HIT FACTOR	STAGE POINTS	STAGE PERCENT	COMPETITOR # Name
1	130	22.91	5.6744	135.0000	100.00	86 Loftes, Jonathan
2	125	24.47	5.1083	121.5323	90.02	75 Keed, Adrian
3	133	26.20	5.0763	120.7719	89.46	47 Dunlop, Phil
4	127	25.93	4.8978	116.5244	86.31	81 Kulikov, Eugene
5	127	26.72	4.7530	113.0792	83.76	60 Gray, Sean
6	122	30.79	3.9623	94.2683	69.83	10 Ballantyne, Grant
7	133	34.12	3.8980	92.7381	68.69	144 Wocke, David
8	128	33.20	3.8554	91.7249	67.94	3 Albiston, Dean
9	129	34.31	3.7598	89.4509	66.26	29 Cheeseman, Robin
10	129	34.35	3.7555	89.3467	66.18	66 Hill, Malcolm
11	131	34.97	3.7461	89.1233	66.02	102 Nield, Peter
12	130	35.47	3.6651	87.1962	64.59	115 Serfontein, Jan
13	130	35.78	3.6333	86.4407	64.03	73 Jensen, Graeme
14	123	34.19	3.5975	85.5897	63.40	98 Moore, Craig
15	129	36.61	3.5236	83.8312	62.10	141 Welsh, John
16	135	38.86	3.4740	82.6507	61.22	94 Maurer, Kevin
17	121	35.33	3.4249	81.4812	60.36	145 Young, David
18	116	35.03	3.3114	78.7832	58.36	127 Taylor, John
19	132	40.15	3.2877	78.2175	57.94	74 Just, Tania
20	111	35.49	3.1276	74.4102	55.12	77 Kilby, Ellen
21	123	39.65	3.1021	73.8036	54.67	162 Clarke, Craig
22	123	39.87	3.0850	73.3963	54.37	123 Soper, Richard
23	130	43.65	2.9782	70.8557	52.49	33 Clarke, Peter
24	119	40.49	2.9390	69.9221	51.79	65 Hatch, Paul
25	116	40.05	2.8964	68.9082	51.04	118 Skews, Tony
26	123	44.01	2.7948	66.4920	49.25	104 Perry, Simon
27	128	47.32	2.7050	64.3548	47.67	37 Courtot, Philippe
28	131	48.72	2.6888	63.9705	47.39	20 Brown, Ray
29	125	50.50	2.4752	58.8890	43.62	53 England, Brian
30	113	47.72	2.3680	56.3370	41.73	8 Baggott, Neil
31	100	42.28	2.3652	56.2705	41.68	56 Ferro, Perry
32	112	48.51	2.3088	54.9291	40.69	6 Anderson, Paul
33	119	53.20	2.2368	53.2171	39.42	136 Walters, Craig
34	131	65.85	1.9894	47.3294	35.06	62 Gross, Hubert
35	110	57.43	1.9154	45.5690	33.75	67 Hiroti, Gordon
36	95	49.75	1.9095	45.4303	33.65	78 Kilby, Steve
37	131	78.30	1.6731	39.8038	29.48	71 James, Lucille
38	99	60.08	1.6478	39.2031	29.04	121 Smits, Lucas
39	129	83.10	1.5523	36.9321	27.36	27 Carne, Peter
40	0	47.32	0.0000	0.0000	0.00	63 Gross, Gael

PRODUCTION -- Overall Stage Results

NZ Nationals 2011

Printed November 27, 2011 at 20:46



Stage 9 -- Stage 9

	PTS	TIME	HIT FACTOR	STAGE POINTS	STAGE PERCENT	COMPETITOR #	Name
1	125	26.08	4.7929	135.0000	100.00	133	Tueno, Gary
2	135	28.43	4.7485	133.7483	99.07	43	Dickson, Greg
3	127	27.38	4.6384	130.6476	96.78	50	Ellis, Chris
4	125	28.71	4.3539	122.6332	90.84	151	Wong, Sheng
5	123	29.20	4.2123	118.6461	87.89	152	Kinmond, Mike
6	127	30.56	4.1558	117.0528	86.71	137	Watson, Julian
7	113	27.80	4.0647	114.4893	84.81	11	Bell, Colin
8	111	28.30	3.9223	110.4760	81.83	156	Welsh, Steve
9	125	32.32	3.8676	108.9356	80.69	32	Clark, Kaden
10	127	33.75	3.7630	105.9891	78.51	21	Burger, Alwyn
11	131	36.49	3.5900	101.1181	74.90	36	Cooper, Robert
12	129	36.01	3.5823	100.9016	74.74	79	Kissun, Mark
13	125	35.00	3.5714	100.5943	74.51	124	Staader, Jim
14	125	35.41	3.5301	99.4295	73.65	76	Keith, Andrew
15	119	35.57	3.3455	94.2311	69.80	140	Welsh, Jason
16	127	38.68	3.2834	92.4802	68.50	55	Fajner, Aleks
17	104	32.69	3.1814	89.6086	66.38	125	Stalman, Jean
18	123	38.73	3.1758	89.4518	66.26	126	Summers, Emma
19	127	40.13	3.1647	89.1386	66.03	114	Sandilands, Lindsay
20	106	33.59	3.1557	88.8847	65.84	148	Young, Chris
21	119	37.99	3.1324	88.2285	65.35	24	Cameron, Hamish
22	135	43.73	3.0871	86.9532	64.41	57	Gauldie, Jim
23	129	41.86	3.0817	86.8004	64.30	103	Ogden, Richard
24	121	40.52	2.9862	84.1099	62.30	161	Wilson, Jeremy
25	129	44.46	2.9015	81.7244	60.54	34	Cole, Wally
26	109	37.93	2.8737	80.9422	59.96	16	Bowie, Joe
27	112	39.17	2.8593	80.5371	59.66	38	Cresswell, Steve
28	125	44.31	2.8210	79.4584	58.86	91	Maligro, Joseph
29	123	43.90	2.8018	78.9172	58.46	88	Maclean, Michael
30	127	45.95	2.7639	77.8484	57.67	41	De Suza, Greg
31	123	44.67	2.7535	77.5569	57.45	157	Robinson, Cyrus
32	127	46.13	2.7531	77.5446	57.44	54	Estall, Sam
33	115	42.57	2.7014	76.0896	56.36	110	Ridley, Tracy
34	111	45.07	2.4628	69.3692	51.38	122	Sneddon, Ross
35	123	52.23	2.3550	66.3310	49.13	39	Davies, Dave
36	127	54.81	2.3171	65.2642	48.34	107	Preest, Daniel
37	133	59.23	2.2455	63.2472	46.85	138	Watson, Rose
38	127	60.84	2.0874	58.7957	43.55	72	James, Roger
39	121	58.04	2.0848	58.7204	43.50	70	Jackson, Guy
40	88	53.79	1.6360	46.0800	34.13	5	Anderson, Jim
41	105	77.05	1.3628	38.3838	28.43	42	De Suza, Tina
42	111	90.78	1.2227	34.4401	25.51	31	Chuvand, Pascal

PRODUCTION -- Overall Stage Results

NZ Nationals 2011

Printed November 27, 2011 at 20:46



Stage 9 -- Stage 9

	PTS	TIME	HIT FACTOR	STAGE POINTS	STAGE PERCENT	COMPETITOR # Name
43	31	72.27	0.4289	12.0819	8.95	30 Chivers, Mark
44	38	96.24	0.3948	11.1214	8.24	51 Elmes, Aaron
45	0	4.03	0.0000	0.0000	0.00	4 Alexander, Brett

MODIFIED -- Overall Stage Results

NZ Nationals 2011

Printed November 27, 2011 at 20:46



Stage 9 -- Stage 9

	PTS	TIME	HIT FACTOR	STAGE POINTS	STAGE PERCENT	COMPETITOR # Name
1	129	38.28	3.3699	135.0000	100.00	160 Harvey, Bruce
2	127	38.22	3.3229	133.1156	98.60	99 Morris, Cameron
3	127	38.99	3.2572	130.4868	96.66	22 Bush, Mark
4	15	86.56	0.1733	6.9421	5.14	108 Rasmussen, Karl

REVOLVER (STANDARD) -- Overall Stage Results

NZ Nationals 2011

Printed November 27, 2011 at 20:46




Stage 9 -- Stage 9

	PTS	TIME	HIT FACTOR	STAGE POINTS	STAGE PERCENT	COMPETITOR # Name
1	133	52.27	2.5445	135.0000	100.00	129 Thomason, Aaron
2	128	53.57	2.3894	126.7719	93.91	117 Sharp, Errol
3	134	59.05	2.2693	120.3981	89.18	153 Lassen, Peter
4	108	68.29	1.5815	83.9076	62.15	111 Robertson, Chris

OPEN -- Overall Stage Results

NZ Nationals 2011

Printed November 27, 2011 at 20:46



Stage 10 -- Stage 10

	PTS	TIME	HIT FACTOR	STAGE POINTS	STAGE PERCENT	COMPETITOR # Name
1	75	11.10	6.7568	80.0000	100.00	90 Maligro, Ramel
2	73	11.84	6.1655	73.0000	91.25	59 Graham, Gareth
3	75	12.49	6.0048	71.0969	88.87	12 Bishop, Brian
4	79	13.29	5.9443	70.3807	87.98	142 Whiteman, Russell
5	73	12.84	5.6854	67.3146	84.14	130 Tinning, Darryl
6	76	13.48	5.6380	66.7537	83.44	1 Ainsworth, Ryan
7	69	12.27	5.6235	66.5819	83.23	48 Durham, Justin
8	70	12.59	5.5600	65.8300	82.29	15 Bouchut, Jean-Claude
9	69	12.60	5.4762	64.8381	81.05	100 Moss, Andrew
10	71	12.98	5.4700	64.7643	80.96	69 Ishii, Hisaya
11	75	13.96	5.3725	63.6103	79.51	82 Leadley, Simon
12	72	13.55	5.3137	62.9137	78.64	44 Donaldson, Robbie
13	78	14.98	5.2069	61.6502	77.06	19 Brown, Phil
14	76	15.41	4.9319	58.3932	72.99	25 Campbell, Bill
15	73	14.95	4.8829	57.8140	72.27	109 Read, Dave
16	74	15.36	4.8177	57.0417	71.30	116 Sharp, Jeanette
17	75	15.62	4.8015	56.8502	71.06	113 Rowatt, Ped
18	77	16.19	4.7560	56.3113	70.39	112 Rout, Nigel
19	71	14.95	4.7492	56.2301	70.29	146 Yeung, T C
20	76	16.04	4.7382	56.0997	70.12	149 Perry, Don
21	80	17.13	4.6702	55.2948	69.12	120 Sleeth, Terence
22	73	15.65	4.6645	55.2281	69.04	143 Williams, Diana
23	74	16.60	4.4578	52.7807	65.98	92 Manson, Aaron
24	77	17.63	4.3676	51.7119	64.64	35 Coles, Mike
25	78	18.56	4.2026	49.7586	62.20	83 Lewis, Barry
26	79	19.75	4.0000	47.3600	59.20	159 Todd, Tony
27	75	19.29	3.8880	46.0342	57.54	95 McGarva, Mike
28	58	15.43	3.7589	44.5055	55.63	45 Dongoc, Robert
29	77	20.55	3.7470	44.3640	55.45	131 Tremain, Peter
30	75	20.17	3.7184	44.0258	55.03	14 Blackmore, Peter
31	79	21.65	3.6490	43.2037	54.00	128 Thomas, Ken
32	73	20.30	3.5961	42.5773	53.22	58 Graham, Gina
33	76	21.52	3.5316	41.8141	52.27	135 Wakker, Debbie
34	78	22.12	3.5262	41.7505	52.19	154 Macias, Ricko
35	55	15.92	3.4548	40.9045	51.13	147 Young, Richard
36	70	20.33	3.4432	40.7673	50.96	46 Dovil, Henri
37	76	22.33	3.4035	40.2974	50.37	89 Magi, Eric
38	77	22.91	3.3610	39.7940	49.74	64 Harris, John
39	77	22.98	3.3507	39.6728	49.59	80 Kobylarz, Donna
40	79	24.18	3.2672	38.6832	48.35	84 Lilley, Desmond
41	75	23.20	3.2328	38.2759	47.84	26 Campbell, Julie
42	77	24.60	3.1301	37.0602	46.33	93 Martel, Arthur

OPEN -- Overall Stage Results

NZ Nationals 2011

Printed November 27, 2011 at 20:46



Stage 10 -- Stage 10

	PTS	TIME	HIT FACTOR	STAGE POINTS	STAGE PERCENT	COMPETITOR # Name
43	80	26.87	2.9773	35.2512	44.06	105 Pink, Howard
44	61	21.08	2.8937	34.2619	42.83	13 Bisson, Colin
45	75	26.94	2.7840	32.9621	41.20	97 Mitchell, Grant
46	76	27.69	2.7447	32.4969	40.62	119 Sleeth, Julie
47	63	28.35	2.2222	26.3111	32.89	158 Wells, Nick
48	51	23.28	2.1907	25.9381	32.42	61 Gross, Christophe
49	77	42.42	1.8152	21.4917	26.86	18 Brown, Margaret

STANDARD -- Overall Stage Results

NZ Nationals 2011

Printed November 27, 2011 at 20:46



Stage 10 -- Stage 10

	PTS	TIME	HIT FACTOR	STAGE POINTS	STAGE PERCENT	COMPETITOR # Name
1	75	12.97	5.7826	80.0000	100.00	123 Soper, Richard
2	77	13.74	5.6041	77.5305	96.91	86 Loftes, Jonathan
3	76	13.68	5.5556	76.8593	96.07	60 Gray, Sean
4	76	13.69	5.5515	76.8031	96.00	47 Dunlop, Phil
5	76	13.80	5.5072	76.1909	95.24	81 Kulikov, Eugene
6	77	14.31	5.3809	74.4423	93.05	94 Maurer, Kevin
7	78	14.89	5.2384	72.4717	90.59	115 Serfontein, Jan
8	74	15.15	4.8845	67.5753	84.47	75 Keed, Adrian
9	73	15.38	4.7464	65.6652	82.08	6 Anderson, Paul
10	77	16.23	4.7443	65.6358	82.04	78 Kilby, Steve
11	77	16.42	4.6894	64.8763	81.10	3 Albiston, Dean
12	78	16.68	4.6763	64.6945	80.87	73 Jensen, Graeme
13	74	15.83	4.6747	64.6725	80.84	10 Ballantyne, Grant
14	74	16.02	4.6192	63.9055	79.88	102 Nield, Peter
15	77	17.24	4.4664	61.7906	77.24	98 Moore, Craig
16	77	17.25	4.4638	61.7547	77.19	74 Just, Tania
17	77	17.63	4.3676	60.4237	75.53	29 Cheeseman, Robin
18	78	18.02	4.3285	59.8837	74.85	53 England, Brian
19	75	17.34	4.3253	59.8385	74.80	141 Welsh, John
20	70	16.21	4.3183	59.7425	74.68	136 Walters, Craig
21	73	17.14	4.2590	58.9224	73.65	104 Perry, Simon
22	68	16.63	4.0890	56.5699	70.71	37 Courtot, Philippe
23	70	17.13	4.0864	56.5340	70.67	162 Clarke, Craig
24	78	19.22	4.0583	56.1449	70.18	65 Hatch, Paul
25	78	19.23	4.0562	56.1157	70.14	118 Skews, Tony
26	76	19.23	3.9522	54.6768	68.35	144 Wocke, David
27	72	18.58	3.8751	53.6112	67.01	121 Smits, Lucas
28	75	20.36	3.6837	50.9627	63.70	66 Hill, Malcolm
29	74	20.73	3.5697	49.3857	61.73	33 Clarke, Peter
30	70	19.89	3.5194	48.6891	60.86	8 Baggott, Neil
31	68	19.81	3.4326	47.4890	59.36	77 Kilby, Ellen
32	59	17.62	3.3485	46.3249	57.91	145 Young, David
33	79	23.82	3.3165	45.8832	57.35	127 Taylor, John
34	79	27.85	2.8366	39.2438	49.05	62 Gross, Hubert
35	76	27.48	2.7656	38.2618	47.83	67 Hiroti, Gordon
36	68	27.87	2.4399	33.7552	42.19	56 Ferro, Perry
37	73	30.59	2.3864	33.0151	41.27	20 Brown, Ray
38	78	35.41	2.2028	30.4746	38.09	71 James, Lucille
39	77	42.71	1.8029	24.9419	31.18	63 Gross, Gael
40	76	45.43	1.6729	23.1441	28.93	27 Carne, Peter

PRODUCTION -- Overall Stage Results

NZ Nationals 2011

Printed November 27, 2011 at 20:46



Stage 10 -- Stage 10

	PTS	TIME	HIT FACTOR	STAGE POINTS	STAGE PERCENT	COMPETITOR # Name
1	68	12.75	5.3333	80.0000	100.00	11 Bell, Colin
2	80	15.75	5.0794	76.1905	95.24	125 Stalman, Jean
3	80	16.42	4.8721	73.0816	91.35	43 Dickson, Greg
4	70	14.47	4.8376	72.5639	90.70	133 Tueno, Gary
5	74	15.55	4.7588	71.3826	89.23	151 Wong, Sheng
6	80	16.94	4.7226	70.8383	88.55	36 Cooper, Robert
7	68	14.40	4.7222	70.8333	88.54	156 Welsh, Steve
8	76	16.20	4.6914	70.3704	87.96	54 Estall, Sam
9	74	16.52	4.4794	67.1913	83.99	124 Staader, Jim
10	74	16.68	4.4365	66.5468	83.18	126 Summers, Emma
11	76	17.16	4.4289	66.4336	83.04	50 Ellis, Chris
12	74	16.89	4.3813	65.7194	82.15	122 Sneddon, Ross
13	70	16.58	4.2220	63.3293	79.16	148 Young, Chris
14	59	13.98	4.2203	63.3047	79.13	21 Burger, Alwyn
15	70	16.59	4.2194	63.2911	79.11	114 Sandilands, Lindsay
16	76	18.12	4.1943	62.9139	78.64	16 Bowie, Joe
17	78	18.69	4.1734	62.6003	78.25	55 Fajner, Aleks
18	68	16.30	4.1718	62.5767	78.22	24 Cameron, Hamish
19	74	17.88	4.1387	62.0805	77.60	103 Ogden, Richard
20	74	18.05	4.0997	61.4958	76.87	38 Cresswell, Steve
21	70	17.56	3.9863	59.7950	74.74	137 Watson, Julian
22	76	19.10	3.9791	59.6859	74.61	76 Keith, Andrew
23	74	18.79	3.9383	59.0740	73.84	157 Robinson, Cyrus
24	68	17.38	3.9125	58.6881	73.36	140 Welsh, Jason
25	78	20.31	3.8405	57.6071	72.01	72 James, Roger
26	78	20.55	3.7956	56.9343	71.17	110 Ridley, Tracy
27	78	20.59	3.7882	56.8237	71.03	4 Alexander, Brett
28	76	20.29	3.7457	56.1853	70.23	70 Jackson, Guy
29	62	16.93	3.6621	54.9321	68.67	161 Wilson, Jeremy
30	55	15.21	3.6160	54.2406	67.80	32 Clark, Kaden
31	76	21.63	3.5136	52.7046	65.88	39 Davies, Dave
32	57	16.35	3.4862	52.2936	65.37	79 Kissun, Mark
33	76	21.93	3.4656	51.9836	64.98	34 Cole, Wally
34	78	22.85	3.4136	51.2035	64.00	88 Maclean, Michael
35	78	23.17	3.3664	50.4963	63.12	31 Chuvand, Pascal
36	68	21.89	3.1064	46.5966	58.25	30 Chivers, Mark
37	74	24.76	2.9887	44.8304	56.04	5 Anderson, Jim
38	72	24.16	2.9801	44.7020	55.88	107 Preest, Daniel
39	70	23.74	2.9486	44.2291	55.29	51 Elmes, Aaron
40	78	27.73	2.8128	42.1926	52.74	57 Gauldie, Jim
41	80	30.55	2.6187	39.2799	49.10	41 De Suza, Greg
42	64	25.43	2.5167	37.7507	47.19	152 Kinmond, Mike

PRODUCTION -- Overall Stage Results

NZ Nationals 2011

Printed November 27, 2011 at 20:46



Stage 10 -- Stage 10

	PTS	TIME	HIT FACTOR	STAGE POINTS	STAGE PERCENT	COMPETITOR # Name
43	72	34.86	2.0654	30.9811	38.73	42 De Suza, Tina
44	80	39.37	2.0320	30.4801	38.10	91 Maligro, Joseph
45	80	45.71	1.7502	26.2525	32.82	138 Watson, Rose

MODIFIED -- Overall Stage Results

NZ Nationals 2011

Printed November 27, 2011 at 20:46



Stage 10 -- Stage 10

	PTS	TIME	HIT FACTOR	STAGE POINTS	STAGE PERCENT	COMPETITOR # Name
1	73	14.26	5.1192	80.0000	100.00	160 Harvey, Bruce
2	74	16.33	4.5315	70.8161	88.52	99 Morris, Cameron
3	80	18.95	4.2216	65.9732	82.47	22 Bush, Mark
4	74	22.56	3.2801	51.2601	64.08	108 Rasmussen, Karl

REVOLVER (STANDARD) -- Overall Stage Results

NZ Nationals 2011

Printed November 27, 2011 at 20:47



Stage 10 -- Stage 10

	PTS	TIME	HIT FACTOR	STAGE POINTS	STAGE PERCENT	COMPETITOR # Name
1	77	19.18	4.0146	80.0000	100.00	117 Sharp, Errol
2	77	21.80	3.5321	70.3853	87.98	129 Thomason, Aaron
3	80	23.40	3.4188	68.1274	85.16	111 Robertson, Chris
4	77	22.64	3.4011	67.7739	84.72	153 Lassen, Peter

OPEN -- Overall Stage Results

NZ Nationals 2011

Printed November 27, 2011 at 20:47



Stage 11 -- Stage 11

	PTS	TIME	HIT FACTOR	STAGE POINTS	STAGE PERCENT	COMPETITOR # Name
1	72	13.53	5.3215	75.0000	100.00	59 Graham, Gareth
2	73	14.18	5.1481	72.5560	96.74	90 Maligro, Ramel
3	71	14.77	4.8070	67.7492	90.33	100 Moss, Andrew
4	67	14.06	4.7653	67.1608	89.55	48 Durham, Justin
5	69	15.09	4.5726	64.4446	85.93	130 Tinning, Darryl
6	70	15.85	4.4164	62.2437	82.99	82 Leadley, Simon
7	73	17.48	4.1762	58.8583	78.48	92 Manson, Aaron
8	71	18.06	3.9313	55.4073	73.88	12 Bishop, Brian
9	72	18.36	3.9216	55.2696	73.69	149 Perry, Don
10	71	18.31	3.8777	54.6508	72.87	113 Rowatt, Ped
11	69	17.87	3.8612	54.4191	72.56	142 Whiteman, Russell
12	72	19.56	3.6810	51.8788	69.17	116 Sharp, Jeanette
13	69	18.77	3.6761	51.8097	69.08	15 Bouchut, Jean-Claude
14	71	19.59	3.6243	51.0799	68.11	64 Harris, John
15	68	19.05	3.5696	50.3084	67.08	143 Williams, Diana
16	73	21.43	3.4064	48.0095	64.01	147 Young, Richard
17	52	15.31	3.3965	47.8690	63.83	19 Brown, Phil
18	70	20.61	3.3964	47.8681	63.82	69 Ishii, Hisaya
19	71	21.37	3.3224	46.8253	62.43	35 Coles, Mike
20	68	20.69	3.2866	46.3207	61.76	25 Campbell, Bill
21	71	22.49	3.1570	44.4934	59.32	131 Tremain, Peter
22	70	22.59	3.0987	43.6725	58.23	119 Sleeth, Julie
23	71	22.94	3.0950	43.6206	58.16	14 Blackmore, Peter
24	67	21.94	3.0538	43.0393	57.39	44 Donaldson, Robbie
25	64	21.58	2.9657	41.7980	55.73	120 Sleeth, Terence
26	70	23.72	2.9511	41.5920	55.46	46 Dovil, Henri
27	72	25.18	2.8594	40.2998	53.73	159 Todd, Tony
28	67	23.53	2.8474	40.1309	53.51	83 Lewis, Barry
29	72	25.34	2.8414	40.0454	53.39	58 Graham, Gina
30	72	25.71	2.8005	39.4691	52.63	61 Gross, Christophe
31	72	26.04	2.7650	38.9689	51.96	95 McGarva, Mike
32	71	25.81	2.7509	38.7701	51.69	112 Rout, Nigel
33	54	19.99	2.7014	38.0722	50.76	1 Ainsworth, Ryan
34	71	26.66	2.6632	37.5340	50.05	26 Campbell, Julie
35	71	27.38	2.5931	36.5470	48.73	84 Lilley, Desmond
36	74	28.62	2.5856	36.4409	48.59	93 Martel, Arthur
37	70	27.51	2.5445	35.8620	47.82	97 Mitchell, Grant
38	71	28.27	2.5115	35.3964	47.20	105 Pink, Howard
39	72	30.80	2.3377	32.9464	43.93	80 Kobylarz, Donna
40	45	19.65	2.2901	32.2758	43.03	146 Yeung, T C
41	55	24.74	2.2231	31.3321	41.78	45 Dongoc, Robert
42	73	34.26	2.1308	30.0305	40.04	13 Bisson, Colin

OPEN -- Overall Stage Results

NZ Nationals 2011

Printed November 27, 2011 at 20:47



Stage 11 -- Stage 11

	PTS	TIME	HIT FACTOR	STAGE POINTS	STAGE PERCENT	COMPETITOR # Name
43	55	26.44	2.0802	29.3176	39.09	135 Wakker, Debbie
44	56	27.21	2.0581	29.0059	38.67	128 Thomas, Ken
45	69	35.52	1.9426	27.3781	36.50	109 Read, Dave
46	69	36.72	1.8791	26.4834	35.31	89 Magi, Eric
47	71	40.29	1.7622	24.8363	33.12	18 Brown, Margaret
48	67	41.89	1.5994	22.5419	30.06	158 Wells, Nick
49	41	38.71	1.0592	14.9275	19.90	154 Macias, Ricko

STANDARD -- Overall Stage Results

NZ Nationals 2011

Printed November 27, 2011 at 20:47




Stage 11 -- Stage 11

	PTS	TIME	HIT FACTOR	STAGE POINTS	STAGE PERCENT	COMPETITOR # Name
1	71	17.05	4.1642	75.0000	100.00	47 Dunlop, Phil
2	71	17.93	3.9598	71.3190	95.09	86 Loftes, Jonathan
3	71	20.63	3.4416	61.9850	82.65	81 Kulikov, Eugene
4	67	19.56	3.4254	61.6926	82.26	115 Serfontein, Jan
5	65	20.60	3.1553	56.8294	75.77	60 Gray, Sean
6	72	23.61	3.0496	54.9242	73.23	10 Ballantyne, Grant
7	68	22.42	3.0330	54.6262	72.83	102 Nield, Peter
8	73	24.29	3.0054	54.1281	72.17	94 Maurer, Kevin
9	70	24.11	2.9034	52.2911	69.72	6 Anderson, Paul
10	72	24.84	2.8986	52.2045	69.61	3 Albiston, Dean
11	72	25.00	2.8800	51.8704	69.16	73 Jensen, Graeme
12	67	23.60	2.8390	51.1317	68.18	74 Just, Tania
13	73	26.05	2.8023	50.4711	67.29	29 Cheeseman, Robin
14	73	26.16	2.7905	50.2588	67.01	123 Soper, Richard
15	72	26.90	2.6766	48.2067	64.28	98 Moore, Craig
16	73	27.57	2.6478	47.6885	63.58	144 Wocke, David
17	61	23.62	2.5826	46.5133	62.02	162 Clarke, Craig
18	73	29.04	2.5138	45.2745	60.37	141 Welsh, John
19	67	27.97	2.3954	43.1429	57.52	75 Keed, Adrian
20	70	29.23	2.3948	43.1317	57.51	78 Kilby, Steve
21	65	27.43	2.3697	42.6791	56.91	145 Young, David
22	59	25.45	2.3183	41.7534	55.67	53 England, Brian
23	67	29.38	2.2805	41.0724	54.76	127 Taylor, John
24	58	25.75	2.2524	40.5675	54.09	56 Ferro, Perry
25	72	32.00	2.2500	40.5238	54.03	104 Perry, Simon
26	51	22.67	2.2497	40.5178	54.02	77 Kilby, Ellen
27	71	31.95	2.2222	40.0235	53.36	121 Smits, Lucas
28	70	31.59	2.2159	39.9095	53.21	62 Gross, Hubert
29	74	33.72	2.1945	39.5250	52.70	20 Brown, Ray
30	73	33.91	2.1528	38.7724	51.70	63 Gross, Gael
31	58	26.96	2.1513	38.7468	51.66	66 Hill, Malcolm
32	66	31.11	2.1215	38.2095	50.95	33 Clarke, Peter
33	71	34.51	2.0574	37.0545	49.41	71 James, Lucille
34	67	32.68	2.0502	36.9250	49.23	136 Walters, Craig
35	67	33.35	2.0090	36.1831	48.24	118 Skews, Tony
36	65	34.71	1.8727	33.7276	44.97	37 Courtot, Philippe
37	45	24.57	1.8315	32.9864	43.98	65 Hatch, Paul
38	48	29.16	1.6461	29.6470	39.53	8 Baggott, Neil
39	65	41.51	1.5659	28.2025	37.60	67 Hiroti, Gordon
40	37	29.20	1.2671	22.8216	30.43	27 Carne, Peter

PRODUCTION -- Overall Stage Results

NZ Nationals 2011

Printed November 27, 2011 at 20:47



Stage 11 -- Stage 11

	PTS	TIME	HIT FACTOR	STAGE POINTS	STAGE PERCENT	COMPETITOR # Name
1	65	16.37	3.9707	75.0000	100.00	133 Tueno, Gary
2	73	20.09	3.6336	68.6340	91.51	43 Dickson, Greg
3	73	21.10	3.4597	65.3487	87.13	21 Burger, Alwyn
4	71	21.74	3.2659	61.6872	82.25	124 Staader, Jim
5	65	21.79	2.9830	56.3447	75.13	151 Wong, Sheng
6	67	23.41	2.8620	54.0592	72.08	114 Sandilands, Lindsay
7	69	24.47	2.8198	53.2613	71.02	38 Cresswell, Steve
8	71	25.22	2.8152	53.1753	70.90	156 Welsh, Steve
9	71	25.24	2.8130	53.1332	70.84	157 Robinson, Cyrus
10	71	25.69	2.7637	52.2024	69.60	24 Cameron, Hamish
11	65	23.89	2.7208	51.3918	68.52	54 Estall, Sam
12	73	26.98	2.7057	51.1067	68.14	55 Fajner, Aleks
13	63	23.51	2.6797	50.6156	67.49	137 Watson, Julian
14	67	25.11	2.6683	50.3993	67.20	76 Keith, Andrew
15	46	17.55	2.6211	49.5082	66.01	11 Bell, Colin
16	65	24.97	2.6031	49.1690	65.56	125 Stalman, Jean
17	56	21.66	2.5854	48.8344	65.11	50 Ellis, Chris
18	58	23.05	2.5163	47.5285	63.37	79 Kissun, Mark
19	63	25.80	2.4419	46.1230	61.50	32 Clark, Kaden
20	73	30.42	2.3997	45.3273	60.44	34 Cole, Wally
21	56	23.42	2.3911	45.1646	60.22	140 Welsh, Jason
22	69	29.10	2.3711	44.7871	59.72	110 Ridley, Tracy
23	71	30.22	2.3494	44.3773	59.17	126 Summers, Emma
24	63	27.70	2.2744	42.9593	57.28	122 Sneddon, Ross
25	69	31.34	2.2017	41.5860	55.45	70 Jackson, Guy
26	73	33.50	2.1791	41.1599	54.88	57 Gauldie, Jim
27	61	28.15	2.1670	40.9306	54.57	36 Cooper, Robert
28	69	34.24	2.0152	38.0638	50.75	5 Anderson, Jim
29	59	29.74	1.9839	37.4721	49.96	16 Bowie, Joe
30	52	26.27	1.9794	37.3887	49.85	148 Young, Chris
31	58	29.44	1.9701	37.2123	49.62	88 Maclean, Michael
32	69	35.59	1.9387	36.6199	48.83	41 De Suza, Greg
33	56	29.36	1.9074	36.0270	48.04	103 Ogden, Richard
34	56	30.07	1.8623	35.1764	46.90	91 Maligro, Joseph
35	65	35.73	1.8192	34.3619	45.82	4 Alexander, Brett
36	63	35.53	1.7731	33.4921	44.66	30 Chivers, Mark
37	71	40.39	1.7579	33.2033	44.27	39 Davies, Dave
38	59	34.63	1.7037	32.1807	42.91	72 James, Roger
39	39	25.90	1.5058	28.4421	37.92	161 Wilson, Jeremy
40	44	30.75	1.4309	27.0274	36.04	107 Preest, Daniel
41	63	45.51	1.3843	26.1475	34.86	152 Kinmond, Mike
42	57	46.56	1.2242	23.1238	30.83	42 De Suza, Tina

PRODUCTION -- Overall Stage Results

NZ Nationals 2011

Printed November 27, 2011 at 20:47



Stage 11 -- Stage 11

	PTS	TIME	HIT FACTOR	STAGE POINTS	STAGE PERCENT	COMPETITOR # Name
43	63	53.47	1.1782	22.2550	29.67	31 Chuvand, Pascal
44	41	36.86	1.1123	21.0100	28.01	138 Watson, Rose
45	44	50.94	0.8638	16.3151	21.75	51 Elmes, Aaron

MODIFIED -- Overall Stage Results

NZ Nationals 2011

Printed November 27, 2011 at 20:47



Stage 11 -- Stage 11

	PTS	TIME	HIT FACTOR	STAGE POINTS	STAGE PERCENT	COMPETITOR # Name
1	71	23.32	3.0446	75.0000	100.00	99 Morris, Cameron
2	68	27.30	2.4908	61.3589	81.81	160 Harvey, Bruce
3	67	29.52	2.2696	55.9101	74.55	22 Bush, Mark
4	69	48.57	1.4206	34.9955	46.66	108 Rasmussen, Karl

REVOLVER (STANDARD) -- Overall Stage Results

NZ Nationals 2011

Printed November 27, 2011 at 20:47



Stage 11 -- Stage 11

	PTS	TIME	HIT FACTOR	STAGE POINTS	STAGE PERCENT	COMPETITOR # Name
1	73	35.14	2.0774	75.0000	100.00	117 Sharp, Errol
2	70	34.14	2.0504	74.0244	98.70	153 Lassen, Peter
3	74	41.42	1.7866	64.5003	86.00	129 Thomason, Aaron
4	40	27.43	1.4583	52.6471	70.20	111 Robertson, Chris

OPEN -- Overall Stage Results

NZ Nationals 2011

Printed November 27, 2011 at 20:47



Stage 12 -- Stage 12

	PTS	TIME	HIT FACTOR	STAGE POINTS	STAGE PERCENT	COMPETITOR # Name
1	153	29.13	5.2523	160.0000	100.00	90 Maligro, Ramel
2	155	30.06	5.1564	157.0767	98.17	19 Brown, Phil
3	157	32.81	4.7851	145.7681	91.11	142 Whiteman, Russell
4	154	32.71	4.7080	143.4198	89.64	1 Ainsworth, Ryan
5	153	34.04	4.4947	136.9212	85.58	59 Graham, Gareth
6	157	35.06	4.4780	136.4133	85.26	130 Tinning, Darryl
7	144	32.54	4.4253	134.8075	84.25	15 Bouchut, Jean-Claude
8	152	34.45	4.4122	134.4075	84.00	92 Manson, Aaron
9	155	36.67	4.2269	128.7626	80.48	120 Sleeth, Terence
10	151	35.92	4.2038	128.0589	80.04	82 Leadley, Simon
11	151	37.98	3.9758	121.1131	75.70	64 Harris, John
12	132	33.90	3.8938	118.6160	74.13	131 Tremain, Peter
13	151	38.84	3.8877	118.4314	74.02	116 Sharp, Jeanette
14	137	35.27	3.8843	118.3271	73.95	25 Campbell, Bill
15	144	37.70	3.8196	116.3564	72.72	143 Williams, Diana
16	152	39.93	3.8067	115.9614	72.48	35 Coles, Mike
17	133	35.15	3.7838	115.2644	72.04	44 Donaldson, Robbie
18	119	31.56	3.7706	114.8627	71.79	48 Durham, Justin
19	157	43.21	3.6334	110.6839	69.18	14 Blackmore, Peter
20	123	34.02	3.6155	110.1387	68.84	69 Ishii, Hisaya
21	154	42.87	3.5923	109.4300	68.39	147 Young, Richard
22	150	42.16	3.5579	108.3826	67.74	95 McGarva, Mike
23	158	45.34	3.4848	106.1560	66.35	84 Lilley, Desmond
24	137	41.30	3.3172	101.0508	63.16	109 Read, Dave
25	147	44.34	3.3153	100.9929	63.12	159 Todd, Tony
26	151	46.27	3.2635	99.4138	62.13	146 Yeung, T C
27	130	39.98	3.2516	99.0534	61.91	113 Rowatt, Ped
28	154	47.64	3.2326	98.4732	61.55	97 Mitchell, Grant
29	111	34.57	3.2109	97.8121	61.13	12 Bishop, Brian
30	135	42.91	3.1461	95.8394	59.90	112 Rout, Nigel
31	151	49.07	3.0772	93.7411	58.59	58 Graham, Gina
32	116	38.87	2.9843	90.9102	56.82	61 Gross, Christophe
33	153	53.25	2.8732	87.5268	54.70	119 Sleeth, Julie
34	156	56.50	2.7611	84.1095	52.57	80 Kobylarz, Donna
35	154	56.37	2.7319	83.2227	52.01	128 Thomas, Ken
36	153	56.10	2.7273	83.0802	51.93	93 Martel, Arthur
37	121	46.42	2.6066	79.4053	49.63	149 Perry, Don
38	96	37.39	2.5675	78.2141	48.88	100 Moss, Andrew
39	123	50.09	2.4556	74.8037	46.75	83 Lewis, Barry
40	130	57.22	2.2719	69.2093	43.26	26 Campbell, Julie
41	124	56.07	2.2115	67.3690	42.11	135 Wakker, Debbie
42	132	62.79	2.1022	64.0402	40.03	105 Pink, Howard

OPEN -- Overall Stage Results

NZ Nationals 2011

Printed November 27, 2011 at 20:47



Stage 12 -- Stage 12

	PTS	TIME	HIT FACTOR	STAGE POINTS	STAGE PERCENT	COMPETITOR # Name
43	150	80.01	1.8748	57.1105	35.69	158 Wells, Nick
44	139	80.23	1.7325	52.7773	32.99	18 Brown, Margaret
45	114	66.32	1.7189	52.3636	32.73	13 Bisson, Colin
46	92	71.09	1.2941	39.4229	24.64	46 Dovel, Henri
47	81	68.19	1.1879	36.1854	22.62	89 Magi, Eric
48	63	53.75	1.1721	35.7052	22.32	45 Dongoc, Robert
49	10	60.92	0.1641	5.0005	3.13	154 Macias, Ricko

STANDARD -- Overall Stage Results

NZ Nationals 2011

Printed November 27, 2011 at 20:47




Stage 12 -- Stage 12

	PTS	TIME	HIT FACTOR	STAGE POINTS	STAGE PERCENT	COMPETITOR # Name
1	154	34.26	4.4950	160.0000	100.00	86 Loftes, Jonathan
2	142	34.96	4.0618	144.5784	90.36	47 Dunlop, Phil
3	148	36.53	4.0515	144.2111	90.13	75 Keed, Adrian
4	148	36.63	4.0404	143.8174	89.89	81 Kulikov, Eugene
5	150	39.34	3.8129	135.7199	84.82	60 Gray, Sean
6	139	39.39	3.5288	125.6075	78.50	94 Maurer, Kevin
7	151	42.82	3.5264	125.5211	78.45	3 Albiston, Dean
8	140	40.73	3.4373	122.3489	76.47	10 Ballantyne, Grant
9	156	46.61	3.3469	119.1330	74.46	66 Hill, Malcolm
10	148	45.50	3.2527	115.7809	72.36	123 Soper, Richard
11	154	50.05	3.0769	109.5225	68.45	29 Cheeseman, Robin
12	150	49.38	3.0377	108.1252	67.58	78 Kilby, Steve
13	149	50.03	2.9782	106.0089	66.26	74 Just, Tania
14	133	45.12	2.9477	104.9226	65.58	6 Anderson, Paul
15	137	46.53	2.9443	104.8031	65.50	127 Taylor, John
16	150	51.21	2.9291	104.2613	65.16	98 Moore, Craig
17	133	47.00	2.8298	100.7257	62.95	141 Welsh, John
18	154	56.13	2.7436	97.6590	61.04	65 Hatch, Paul
19	144	53.07	2.7134	96.5829	60.36	144 Wocke, David
20	134	52.28	2.5631	91.2338	57.02	77 Kilby, Ellen
21	142	57.94	2.4508	87.2361	54.52	118 Skews, Tony
22	119	48.56	2.4506	87.2278	54.52	162 Clarke, Craig
23	113	46.97	2.4058	85.6337	53.52	145 Young, David
24	106	44.22	2.3971	85.3245	53.33	115 Serfontein, Jan
25	118	49.56	2.3810	84.7495	52.97	73 Jensen, Graeme
26	152	65.20	2.3313	82.9818	51.86	63 Gross, Gael
27	143	61.65	2.3195	82.5638	51.60	53 England, Brian
28	117	54.65	2.1409	76.2048	47.63	8 Baggott, Neil
29	148	75.28	1.9660	69.9792	43.74	20 Brown, Ray
30	112	60.30	1.8574	66.1131	41.32	27 Carne, Peter
31	91	49.61	1.8343	65.2918	40.81	102 Nield, Peter
32	126	69.08	1.8240	64.9239	40.58	121 Smits, Lucas
33	100	55.01	1.8179	64.7061	40.44	33 Clarke, Peter
34	114	62.96	1.8107	64.4506	40.28	56 Ferro, Perry
35	127	70.81	1.7935	63.8404	39.90	62 Gross, Hubert
36	136	86.92	1.5647	55.6937	34.81	67 Hiroti, Gordon
37	89	61.47	1.4479	51.5363	32.21	104 Perry, Simon
38	114	83.07	1.3723	48.8481	30.53	71 James, Lucille
39	79	72.17	1.0946	38.9634	24.35	37 Courtot, Philippe
40	69	65.93	1.0466	37.2523	23.28	136 Walters, Craig

PRODUCTION -- Overall Stage Results

NZ Nationals 2011

Printed November 27, 2011 at 20:47



Stage 12 -- Stage 12

	PTS	TIME	HIT FACTOR	STAGE POINTS	STAGE PERCENT	COMPETITOR # Name
1	150	36.75	4.0816	160.0000	100.00	133 Tueno, Gary
2	152	41.36	3.6750	144.0619	90.04	43 Dickson, Greg
3	120	33.33	3.6004	141.1341	88.21	11 Bell, Colin
4	148	42.10	3.5154	137.8052	86.13	151 Wong, Sheng
5	144	41.26	3.4901	136.8105	85.51	137 Watson, Julian
6	150	44.85	3.3445	131.1037	81.94	50 Ellis, Chris
7	142	45.48	3.1223	122.3923	76.50	124 Staader, Jim
8	140	45.13	3.1021	121.6042	76.00	79 Kissun, Mark
9	140	45.45	3.0803	120.7481	75.47	32 Clark, Kaden
10	133	43.31	3.0709	120.3787	75.24	148 Young, Chris
11	133	46.19	2.8794	112.8729	70.55	156 Welsh, Steve
12	142	50.48	2.8130	110.2694	68.92	161 Wilson, Jeremy
13	124	44.99	2.7562	108.0418	67.53	21 Burger, Alwyn
14	152	55.16	2.7556	108.0203	67.51	76 Keith, Andrew
15	130	47.22	2.7531	107.9204	67.45	38 Cresswell, Steve
16	117	44.09	2.6537	104.0236	65.01	114 Sandilands, Lindsay
17	150	56.71	2.6450	103.6854	64.80	126 Summers, Emma
18	142	53.81	2.6389	103.4454	64.65	16 Bowie, Joe
19	144	54.78	2.6287	103.0449	64.40	88 Maclean, Michael
20	130	52.93	2.4561	96.2781	60.17	54 Estall, Sam
21	142	58.99	2.4072	94.3618	58.98	72 James, Roger
22	146	61.10	2.3895	93.6694	58.54	4 Alexander, Brett
23	131	55.77	2.3489	92.0782	57.55	24 Cameron, Hamish
24	146	62.57	2.3334	91.4688	57.17	55 Fajner, Aleks
25	134	59.34	2.2582	88.5204	55.33	110 Ridley, Tracy
26	123	55.85	2.2023	86.3312	53.96	91 Maligro, Joseph
27	89	46.52	1.9132	74.9957	46.87	125 Stalman, Jean
28	140	73.57	1.9029	74.5956	46.62	34 Cole, Wally
29	146	76.88	1.8991	74.4433	46.53	138 Watson, Rose
30	112	59.89	1.8701	73.3077	45.82	70 Jackson, Guy
31	144	80.68	1.7848	69.9653	43.73	41 De Suza, Greg
32	95	57.12	1.6632	65.1961	40.75	157 Robinson, Cyrus
33	110	68.57	1.6042	62.8846	39.30	103 Ogden, Richard
34	100	62.94	1.5888	62.2815	38.93	140 Welsh, Jason
35	99	62.93	1.5732	61.6685	38.54	107 Preest, Daniel
36	96	62.15	1.5447	60.5503	37.84	5 Anderson, Jim
37	140	98.60	1.4199	55.6592	34.79	39 Davies, Dave
38	81	62.73	1.2912	50.6169	31.64	152 Kinmond, Mike
39	65	51.94	1.2514	49.0566	30.66	122 Sneddon, Ross
40	60	59.60	1.0067	39.4631	24.66	36 Cooper, Robert
41	91	97.55	0.9329	36.5679	22.85	51 Elmes, Aaron
42	61	77.17	0.7905	30.9861	19.37	42 De Suza, Tina

PRODUCTION -- Overall Stage Results

NZ Nationals 2011

Printed November 27, 2011 at 20:47



Stage 12 -- Stage 12

	PTS	TIME	HIT FACTOR	STAGE POINTS	STAGE PERCENT	COMPETITOR # Name
43	46	62.74	0.7332	28.7408	17.96	57 Gauldie, Jim
44	33	79.90	0.4130	16.1902	10.12	30 Chivers, Mark
45	0	79.06	0.0000	0.0000	0.00	31 Chuvand, Pascal

MODIFIED -- Overall Stage Results

NZ Nationals 2011

Printed November 27, 2011 at 20:47



Stage 12 -- Stage 12

	PTS	TIME	HIT FACTOR	STAGE POINTS	STAGE PERCENT	COMPETITOR # Name
1	149	44.63	3.3386	160.0000	100.00	160 Harvey, Bruce
2	144	43.18	3.3349	159.8234	99.89	22 Bush, Mark
3	125	44.78	2.7914	133.7786	83.61	99 Morris, Cameron
4	128	78.57	1.6291	78.0753	48.80	108 Rasmussen, Karl

REVOLVER (STANDARD) -- Overall Stage Results

NZ Nationals 2011

Printed November 27, 2011 at 20:47



Stage 12 -- Stage 12

	PTS	TIME	HIT FACTOR	STAGE POINTS	STAGE PERCENT	COMPETITOR # Name
1	156	61.67	2.5296	160.0000	100.00	117 Sharp, Errol
2	151	65.57	2.3029	145.6603	91.04	129 Thomason, Aaron
3	135	60.83	2.2193	140.3736	87.73	153 Lassen, Peter
4	116	70.47	1.6461	104.1173	65.07	111 Robertson, Chris

OPEN -- Overall Stage Results

NZ Nationals 2011

Printed November 27, 2011 at 20:47



Stage 14 -- Stage 14

	PTS	TIME	HIT FACTOR	STAGE POINTS	STAGE PERCENT	COMPETITOR # Name
1	153	27.97	5.4701	160.0000	100.00	59 Graham, Gareth
2	158	31.60	5.0000	146.2484	91.41	90 Maligro, Ramel
3	150	32.39	4.6311	135.4570	84.66	19 Brown, Phil
4	149	32.39	4.6002	134.5539	84.10	25 Campbell, Bill
5	147	32.16	4.5709	133.6972	83.56	48 Durham, Justin
6	156	34.56	4.5139	132.0298	82.52	82 Leadley, Simon
7	149	33.82	4.4057	128.8646	80.54	1 Ainsworth, Ryan
8	142	33.15	4.2836	125.2927	78.31	15 Bouchut, Jean-Claude
9	151	35.27	4.2813	125.2254	78.27	44 Donaldson, Robbie
10	154	36.52	4.2169	123.3420	77.09	116 Sharp, Jeanette
11	151	36.06	4.1875	122.4820	76.55	12 Bishop, Brian
12	141	34.19	4.1240	120.6260	75.39	142 Whiteman, Russell
13	155	40.12	3.8634	113.0035	70.63	120 Sleeth, Terence
14	150	39.09	3.8373	112.2397	70.15	92 Manson, Aaron
15	153	40.47	3.7806	110.5807	69.11	112 Rout, Nigel
16	151	40.64	3.7156	108.6787	67.92	113 Rowatt, Ped
17	148	39.92	3.7074	108.4407	67.78	147 Young, Richard
18	150	40.54	3.7000	108.2252	67.64	69 Ishii, Hisaya
19	147	42.08	3.4933	102.1792	63.86	146 Yeung, T C
20	129	37.48	3.4418	100.6726	62.92	130 Tinning, Darryl
21	148	43.06	3.4371	100.5330	62.83	109 Read, Dave
22	155	45.19	3.4300	100.3253	62.70	95 McGarva, Mike
23	141	41.77	3.3756	98.7360	61.71	143 Williams, Diana
24	133	39.86	3.3367	97.5967	61.00	61 Gross, Christophe
25	148	44.97	3.2911	96.2631	60.16	83 Lewis, Barry
26	146	44.55	3.2772	95.8575	59.91	149 Perry, Don
27	153	47.24	3.2388	94.7333	59.21	35 Coles, Mike
28	151	46.80	3.2265	94.3739	58.98	64 Harris, John
29	144	44.92	3.2057	93.7656	58.60	159 Todd, Tony
30	144	44.93	3.2050	93.7448	58.59	14 Blackmore, Peter
31	156	48.97	3.1856	93.1785	58.24	131 Tremain, Peter
32	153	48.32	3.1664	92.6159	57.88	128 Thomas, Ken
33	153	50.18	3.0490	89.1829	55.74	97 Mitchell, Grant
34	155	51.58	3.0050	87.8965	54.94	84 Lilley, Desmond
35	144	48.17	2.9894	87.4393	54.65	135 Wakker, Debbie
36	153	51.50	2.9709	86.8971	54.31	80 Kobylarz, Donna
37	144	49.16	2.9292	85.6785	53.55	119 Sleeth, Julie
38	154	52.75	2.9194	85.3924	53.37	13 Bisson, Colin
39	154	61.12	2.5196	73.6985	46.06	46 Dovil, Henri
40	154	62.81	2.4518	71.7155	44.82	93 Martel, Arthur
41	132	54.64	2.4158	70.6617	44.16	45 Dongoc, Robert
42	137	60.23	2.2746	66.5317	41.58	26 Campbell, Julie

OPEN -- Overall Stage Results

NZ Nationals 2011

Printed November 27, 2011 at 20:47



Stage 14 -- Stage 14

	PTS	TIME	HIT FACTOR	STAGE POINTS	STAGE PERCENT	COMPETITOR # Name
43	124	63.63	1.9488	57.0008	35.63	58 Graham, Gina
44	150	77.72	1.9300	56.4520	35.28	18 Brown, Margaret
45	106	61.50	1.7236	50.4141	31.51	89 Magi, Eric
46	154	98.10	1.5698	45.9169	28.70	158 Wells, Nick
47	129	102.05	1.2641	36.9741	23.11	105 Pink, Howard
48	97	84.91	1.1424	33.4144	20.88	154 Macias, Ricko
49	0	0.00	0.0000	0.0000	0.00	100 Moss, Andrew

STANDARD -- Overall Stage Results

NZ Nationals 2011

Printed November 27, 2011 at 20:47



Stage 14 -- Stage 14

	PTS	TIME	HIT FACTOR	STAGE POINTS	STAGE PERCENT	COMPETITOR # Name
1	151	34.48	4.3794	160.0000	100.00	86 Loftes, Jonathan
2	145	34.06	4.2572	155.5370	97.21	60 Gray, Sean
3	137	33.72	4.0629	148.4374	92.77	47 Dunlop, Phil
4	156	39.50	3.9494	144.2905	90.18	81 Kulikov, Eugene
5	153	41.93	3.6489	133.3143	83.32	115 Serfontein, Jan
6	158	43.44	3.6372	132.8855	83.05	94 Maurer, Kevin
7	155	44.90	3.4521	126.1234	78.83	78 Kilby, Steve
8	132	39.61	3.3325	121.7529	76.10	123 Soper, Richard
9	143	43.24	3.3071	120.8261	75.52	141 Welsh, John
10	146	44.27	3.2979	120.4907	75.31	104 Perry, Simon
11	150	45.97	3.2630	119.2139	74.51	10 Ballantyne, Grant
12	151	46.77	3.2286	117.9559	73.72	3 Albiston, Dean
13	155	49.60	3.1250	114.1722	71.36	74 Just, Tania
14	148	47.84	3.0936	113.0267	70.64	98 Moore, Craig
15	153	51.07	2.9959	109.4551	68.41	29 Cheeseman, Robin
16	148	50.85	2.9105	106.3362	66.46	144 Wocke, David
17	121	43.54	2.7791	101.5330	63.46	73 Jensen, Graeme
18	133	50.60	2.6285	96.0310	60.02	162 Clarke, Craig
19	138	53.01	2.6033	95.1112	59.44	145 Young, David
20	128	49.34	2.5942	94.7810	59.24	127 Taylor, John
21	148	57.65	2.5672	93.7935	58.62	53 England, Brian
22	154	60.60	2.5413	92.8450	58.03	66 Hill, Malcolm
23	144	57.43	2.5074	91.6081	57.26	65 Hatch, Paul
24	133	56.03	2.3737	86.7244	54.20	118 Skews, Tony
25	127	54.00	2.3519	85.9251	53.70	77 Kilby, Ellen
26	134	57.76	2.3199	84.7594	52.97	6 Anderson, Paul
27	138	60.85	2.2679	82.8569	51.79	62 Gross, Hubert
28	155	71.52	2.1672	79.1798	49.49	63 Gross, Gael
29	129	61.49	2.0979	76.6471	47.90	8 Baggott, Neil
30	131	64.71	2.0244	73.9623	46.23	56 Ferro, Perry
31	154	77.35	1.9910	72.7396	45.46	37 Courtot, Philippe
32	132	68.15	1.9369	70.7650	44.23	33 Clarke, Peter
33	154	81.01	1.9010	69.4532	43.41	71 James, Lucille
34	109	57.93	1.8816	68.7438	42.96	136 Walters, Craig
35	123	66.69	1.8444	67.3837	42.11	121 Smits, Lucas
36	102	62.48	1.6325	59.6444	37.28	102 Nield, Peter
37	106	84.39	1.2561	45.8908	28.68	67 Hiroti, Gordon
38	110	97.81	1.1246	41.0884	25.68	20 Brown, Ray
39	45	80.15	0.5614	20.5125	12.82	27 Carne, Peter
40	0	87.50	0.0000	0.0000	0.00	75 Keed, Adrian

PRODUCTION -- Overall Stage Results

NZ Nationals 2011

Printed November 27, 2011 at 20:47



Stage 14 -- Stage 14

	PTS	TIME	HIT FACTOR	STAGE POINTS	STAGE PERCENT	COMPETITOR # Name
1	154	38.63	3.9865	160.0000	100.00	21 Burger, Alwyn
2	138	35.33	3.9060	156.7687	97.98	133 Tueno, Gary
3	150	39.68	3.7802	151.7203	94.83	124 Staader, Jim
4	156	41.64	3.7464	150.3619	93.98	43 Dickson, Greg
5	156	42.87	3.6389	146.0478	91.28	137 Watson, Julian
6	146	40.40	3.6139	145.0426	90.65	50 Ellis, Chris
7	156	46.76	3.3362	133.8980	83.69	79 Kissun, Mark
8	128	38.86	3.2939	132.1999	82.62	156 Welsh, Steve
9	140	44.00	3.1818	127.7025	79.81	151 Wong, Sheng
10	118	37.68	3.1316	125.6884	78.56	11 Bell, Colin
11	148	47.64	3.1066	124.6849	77.93	16 Bowie, Joe
12	150	48.46	3.0953	124.2315	77.64	114 Sandilands, Lindsay
13	138	44.97	3.0687	123.1630	76.98	54 Estall, Sam
14	146	47.81	3.0538	122.5626	76.60	32 Clark, Kaden
15	156	52.04	2.9977	120.3126	75.20	103 Ogden, Richard
16	134	44.79	2.9917	120.0737	75.05	161 Wilson, Jeremy
17	152	51.28	2.9641	118.9651	74.35	72 James, Roger
18	144	48.75	2.9538	118.5528	74.10	38 Cresswell, Steve
19	148	50.33	2.9406	118.0209	73.76	126 Summers, Emma
20	144	49.44	2.9126	116.8982	73.06	122 Sneddon, Ross
21	129	46.38	2.7814	111.6305	69.77	125 Stalman, Jean
22	136	49.40	2.7530	110.4933	69.06	55 Fajner, Aleks
23	154	56.00	2.7500	110.3714	68.98	36 Cooper, Robert
24	150	55.12	2.7213	109.2210	68.26	76 Keith, Andrew
25	148	55.21	2.6807	107.5890	67.24	140 Welsh, Jason
26	144	57.33	2.5118	100.8102	63.01	91 Maligro, Joseph
27	144	57.77	2.4926	100.0424	62.53	70 Jackson, Guy
28	134	54.09	2.4774	99.4287	62.14	24 Cameron, Hamish
29	125	50.59	2.4708	99.1675	61.98	110 Ridley, Tracy
30	144	58.75	2.4511	98.3736	61.48	34 Cole, Wally
31	146	61.40	2.3779	95.4352	59.65	157 Robinson, Cyrus
32	93	42.72	2.1770	87.3727	54.61	148 Young, Chris
33	100	46.57	2.1473	86.1822	53.86	4 Alexander, Brett
34	148	69.54	2.1283	85.4183	53.39	57 Gauldie, Jim
35	158	75.04	2.1055	84.5061	52.82	41 De Suza, Greg
36	142	74.93	1.8951	76.0600	47.54	5 Anderson, Jim
37	138	81.39	1.6955	68.0506	42.53	31 Chuvand, Pascal
38	142	83.77	1.6951	68.0337	42.52	107 Preest, Daniel
39	132	79.19	1.6669	66.9002	41.81	39 Davies, Dave
40	133	80.98	1.6424	65.9171	41.20	138 Watson, Rose
41	108	69.77	1.5479	62.1268	38.83	88 Maclean, Michael
42	136	89.54	1.5189	60.9601	38.10	51 Elmes, Aaron

PRODUCTION -- Overall Stage Results

NZ Nationals 2011

Printed November 27, 2011 at 20:47



Stage 14 -- Stage 14

	PTS	TIME	HIT FACTOR	STAGE POINTS	STAGE PERCENT	COMPETITOR # Name
43	120	84.71	1.4166	56.8552	35.53	42 De Suza, Tina
44	80	73.31	1.0913	43.7976	27.37	152 Kinmond, Mike
45	65	90.45	0.7186	28.8422	18.03	30 Chivers, Mark

MODIFIED -- Overall Stage Results

NZ Nationals 2011

Printed November 27, 2011 at 20:47



Stage 14 -- Stage 14

	PTS	TIME	HIT FACTOR	STAGE POINTS	STAGE PERCENT	COMPETITOR # Name
1	153	40.62	3.7666	160.0000	100.00	160 Harvey, Bruce
2	146	48.50	3.0103	127.8732	79.92	99 Morris, Cameron
3	137	49.86	2.7477	116.7177	72.95	22 Bush, Mark
4	148	73.21	2.0216	85.8736	53.67	108 Rasmussen, Karl

REVOLVER (STANDARD) -- Overall Stage Results

NZ Nationals 2011

Printed November 27, 2011 at 20:47




Stage 14 -- Stage 14

	PTS	TIME	HIT FACTOR	STAGE POINTS	STAGE PERCENT	COMPETITOR # Name
1	154	56.91	2.7060	160.0000	100.00	129 Thomason, Aaron
2	154	61.69	2.4964	147.6025	92.25	153 Lassen, Peter
3	148	63.90	2.3161	136.9458	85.59	117 Sharp, Errol
4	98	67.98	1.4416	85.2379	53.27	111 Robertson, Chris

OPEN -- Overall Stage Results

NZ Nationals 2011

Printed November 27, 2011 at 20:47



Stage 15 -- Stage 15

	PTS	TIME	HIT FACTOR	STAGE POINTS	STAGE PERCENT	COMPETITOR # Name
1	123	19.11	6.4364	130.0000	100.00	59 Graham, Gareth
2	117	20.41	5.7325	115.7822	89.06	48 Durham, Justin
3	118	20.70	5.7005	115.1359	88.57	1 Ainsworth, Ryan
4	117	21.39	5.4698	110.4775	84.98	19 Brown, Phil
5	118	21.72	5.4328	109.7289	84.41	12 Bishop, Brian
6	124	22.86	5.4243	109.5581	84.28	90 Maligro, Ramel
7	124	23.06	5.3773	108.6079	83.54	82 Leadley, Simon
8	121	23.00	5.2609	106.2567	81.74	142 Whiteman, Russell
9	120	22.96	5.2265	105.5622	81.20	25 Campbell, Bill
10	119	23.32	5.1029	103.0665	79.28	116 Sharp, Jeanette
11	124	24.58	5.0448	101.8917	78.38	64 Harris, John
12	117	23.36	5.0086	101.1607	77.82	120 Sleeth, Terence
13	114	22.80	5.0000	100.9878	77.68	146 Yeung, T C
14	116	23.61	4.9132	99.2341	76.33	44 Donaldson, Robbie
15	114	23.88	4.7739	96.4205	74.17	130 Tinning, Darryl
16	114	23.91	4.7679	96.2995	74.08	92 Manson, Aaron
17	100	21.80	4.5872	92.6494	71.27	15 Bouchut, Jean-Claude
18	120	26.32	4.5593	92.0861	70.84	35 Coles, Mike
19	115	26.33	4.3676	88.2157	67.86	113 Rowatt, Ped
20	123	30.11	4.0850	82.5075	63.47	149 Perry, Don
21	118	28.95	4.0760	82.3251	63.33	135 Wakker, Debbie
22	103	25.29	4.0728	82.2597	63.28	143 Williams, Diana
23	129	32.42	3.9790	80.3666	61.82	84 Lilley, Desmond
24	99	24.92	3.9727	80.2391	61.72	69 Ishii, Hisaya
25	126	31.82	3.9598	79.9778	61.52	147 Young, Richard
26	122	30.95	3.9418	79.6156	61.24	131 Tremain, Peter
27	127	32.62	3.8933	78.6355	60.49	97 Mitchell, Grant
28	124	33.25	3.7293	75.3232	57.94	128 Thomas, Ken
29	119	32.46	3.6661	74.0453	56.96	119 Sleeth, Julie
30	103	28.30	3.6396	73.5106	56.55	14 Blackmore, Peter
31	120	33.34	3.5993	72.6967	55.92	80 Kobylarz, Donna
32	98	27.32	3.5871	72.4510	55.73	61 Gross, Christophe
33	108	30.30	3.5644	71.9913	55.38	112 Rout, Nigel
34	116	35.93	3.2285	65.2078	50.16	26 Campbell, Julie
35	112	34.95	3.2046	64.7247	49.79	83 Lewis, Barry
36	120	38.06	3.1529	63.6812	48.99	93 Martel, Arthur
37	106	36.76	2.8836	58.2411	44.80	58 Graham, Gina
38	82	29.82	2.7498	55.5399	42.72	95 McGarva, Mike
39	88	33.18	2.6522	53.5680	41.21	159 Todd, Tony
40	78	29.54	2.6405	53.3314	41.02	109 Read, Dave
41	88	35.03	2.5121	50.7389	39.03	45 Dongoc, Robert
42	82	34.67	2.3652	47.7704	36.75	46 Dovil, Henri

OPEN -- Overall Stage Results

NZ Nationals 2011

Printed November 27, 2011 at 20:47



Stage 15 -- Stage 15

	PTS	TIME	HIT FACTOR	STAGE POINTS	STAGE PERCENT	COMPETITOR # Name
43	88	38.80	2.2680	45.8089	35.24	89 Magi, Eric
44	120	58.20	2.0619	41.6445	32.03	154 Macias, Ricko
45	80	39.83	2.0085	40.5675	31.21	18 Brown, Margaret
46	87	44.70	1.9463	39.3107	30.24	158 Wells, Nick
47	104	54.27	1.9163	38.7055	29.77	105 Pink, Howard
48	127	80.61	1.5755	31.8210	24.48	13 Bisson, Colin
49	0	0.00	0.0000	0.0000	0.00	100 Moss, Andrew

STANDARD -- Overall Stage Results

NZ Nationals 2011

Printed November 27, 2011 at 20:47




Stage 15 -- Stage 15

	PTS	TIME	HIT FACTOR	STAGE POINTS	STAGE PERCENT	COMPETITOR # Name
1	121	21.25	5.6941	130.0000	100.00	86 Loftes, Jonathan
2	120	22.07	5.4372	124.1354	95.49	60 Gray, Sean
3	116	23.76	4.8822	111.4624	85.74	47 Dunlop, Phil
4	118	26.62	4.4328	101.2024	77.85	115 Serfontein, Jan
5	118	27.48	4.2940	98.0352	75.41	81 Kulikov, Eugene
6	120	28.84	4.1609	94.9955	73.07	104 Perry, Simon
7	122	29.82	4.0912	93.4048	71.85	29 Cheeseman, Robin
8	106	26.11	4.0597	92.6864	71.30	94 Maurer, Kevin
9	106	26.16	4.0520	92.5092	71.16	123 Soper, Richard
10	110	28.27	3.8911	88.8349	68.33	10 Ballantyne, Grant
11	117	30.24	3.8690	88.3326	67.95	98 Moore, Craig
12	112	29.34	3.8173	87.1515	67.04	74 Just, Tania
13	121	32.12	3.7671	86.0056	66.16	3 Albiston, Dean
14	117	31.53	3.7108	84.7186	65.17	144 Wocke, David
15	121	32.93	3.6745	83.8901	64.53	127 Taylor, John
16	117	32.01	3.6551	83.4482	64.19	78 Kilby, Steve
17	110	30.27	3.6340	82.9654	63.82	73 Jensen, Graeme
18	77	22.26	3.4591	78.9737	60.75	75 Keed, Adrian
19	122	36.63	3.3306	76.0396	58.49	62 Gross, Hubert
20	116	36.29	3.1965	72.9773	56.14	66 Hill, Malcolm
21	112	35.12	3.1891	72.8082	56.01	141 Welsh, John
22	114	36.05	3.1623	72.1966	55.54	136 Walters, Craig
23	87	28.04	3.1027	70.8367	54.49	145 Young, David
24	105	35.57	2.9519	67.3942	51.84	53 England, Brian
25	116	40.91	2.8355	64.7359	49.80	37 Courtot, Philippe
26	109	39.10	2.7877	63.6453	48.96	6 Anderson, Paul
27	116	41.87	2.7705	63.2517	48.66	8 Baggott, Neil
28	102	36.99	2.7575	62.9554	48.43	121 Smits, Lucas
29	101	38.12	2.6495	60.4903	46.53	102 Nield, Peter
30	118	46.20	2.5541	58.3119	44.86	56 Ferro, Perry
31	109	43.09	2.5296	57.7520	44.42	27 Carne, Peter
32	86	34.41	2.4993	57.0599	43.89	162 Clarke, Craig
33	95	38.39	2.4746	56.4966	43.46	33 Clarke, Peter
34	74	30.23	2.4479	55.8870	42.99	118 Skews, Tony
35	114	48.76	2.3380	53.3775	41.06	20 Brown, Ray
36	124	54.22	2.2870	52.2131	40.16	71 James, Lucille
37	118	56.20	2.0996	47.9361	36.87	65 Hatch, Paul
38	89	42.72	2.0833	47.5637	36.59	63 Gross, Gael
39	66	36.82	1.7925	40.9239	31.48	77 Kilby, Ellen
40	95	63.70	1.4914	34.0487	26.19	67 Hiroti, Gordon

PRODUCTION -- Overall Stage Results

NZ Nationals 2011

Printed November 27, 2011 at 20:47



Stage 15 -- Stage 15

	PTS	TIME	HIT FACTOR	STAGE POINTS	STAGE PERCENT	COMPETITOR # Name
1	114	21.74	5.2438	130.0000	100.00	133 Tueno, Gary
2	118	24.61	4.7948	118.8689	91.44	21 Burger, Alwyn
3	126	28.51	4.4195	109.5649	84.28	43 Dickson, Greg
4	112	25.76	4.3478	107.7879	82.91	156 Welsh, Steve
5	102	23.96	4.2571	105.5386	81.18	11 Bell, Colin
6	122	29.27	4.1681	103.3321	79.49	79 Kissun, Mark
7	122	30.55	3.9935	99.0026	76.16	124 Staader, Jim
8	118	30.22	3.9047	96.8023	74.46	151 Wong, Sheng
9	114	29.24	3.8988	96.6553	74.35	137 Watson, Julian
10	114	30.08	3.7899	93.9561	72.27	54 Estall, Sam
11	104	27.77	3.7450	92.8444	71.42	50 Ellis, Chris
12	114	32.33	3.5261	87.4173	67.24	24 Cameron, Hamish
13	114	33.16	3.4379	85.2292	65.56	16 Bowie, Joe
14	114	33.21	3.4327	85.1009	65.46	38 Cresswell, Steve
15	110	32.11	3.4257	84.9279	65.33	114 Sandilands, Lindsay
16	118	34.51	3.4193	84.7686	65.21	110 Ridley, Tracy
17	91	26.94	3.3779	83.7417	64.42	148 Young, Chris
18	118	35.00	3.3714	83.5819	64.29	4 Alexander, Brett
19	122	37.99	3.2114	79.6138	61.24	36 Cooper, Robert
20	122	38.15	3.1979	79.2799	60.98	72 James, Roger
21	120	37.57	3.1940	79.1841	60.91	157 Robinson, Cyrus
22	126	39.71	3.1730	78.6627	60.51	55 Fajner, Aleks
23	106	35.09	3.0208	74.8894	57.61	76 Keith, Andrew
24	100	33.74	2.9638	73.4773	56.52	126 Summers, Emma
25	100	33.78	2.9603	73.3903	56.45	140 Welsh, Jason
26	112	38.25	2.9281	72.5913	55.84	152 Kinmond, Mike
27	122	42.39	2.8780	71.3501	54.88	34 Cole, Wally
28	84	30.21	2.7805	68.9329	53.03	125 Stalman, Jean
29	96	34.54	2.7794	68.9044	53.00	161 Wilson, Jeremy
30	116	43.05	2.6945	66.8010	51.39	91 Maligro, Joseph
31	97	36.04	2.6915	66.7244	51.33	103 Ogden, Richard
32	87	33.37	2.6071	64.6340	49.72	122 Sneddon, Ross
33	92	36.72	2.5054	62.1131	47.78	88 Maclean, Michael
34	96	38.59	2.4877	61.6729	47.44	70 Jackson, Guy
35	124	50.34	2.4632	61.0670	46.97	107 Preest, Daniel
36	112	46.97	2.3845	59.1147	45.47	42 De Suza, Tina
37	124	52.32	2.3700	58.7560	45.20	57 Gauldie, Jim
38	108	45.83	2.3565	58.4214	44.94	39 Davies, Dave
39	100	42.56	2.3496	58.2501	44.81	5 Anderson, Jim
40	104	50.31	2.0672	51.2480	39.42	51 Elmes, Aaron
41	114	55.93	2.0383	50.5310	38.87	138 Watson, Rose
42	115	56.46	2.0368	50.4958	38.84	41 De Suza, Greg

PRODUCTION -- Overall Stage Results

NZ Nationals 2011

Printed November 27, 2011 at 20:47



Stage 15 -- Stage 15

	PTS	TIME	HIT FACTOR	STAGE POINTS	STAGE PERCENT	COMPETITOR # Name
43	68	34.09	1.9947	49.4516	38.04	32 Clark, Kaden
44	57	55.28	1.0311	25.5626	19.66	30 Chivers, Mark
45	56	62.54	0.8954	22.1987	17.08	31 Chuvand, Pascal

MODIFIED -- Overall Stage Results

NZ Nationals 2011

Printed November 27, 2011 at 20:47



Stage 15 -- Stage 15

	PTS	TIME	HIT FACTOR	STAGE POINTS	STAGE PERCENT	COMPETITOR # Name
1	128	32.85	3.8965	130.0000	100.00	22 Bush, Mark
2	118	31.44	3.7532	125.2184	96.32	160 Harvey, Bruce
3	114	37.69	3.0247	100.9131	77.63	99 Morris, Cameron
4	80	53.22	1.5032	50.1515	38.58	108 Rasmussen, Karl

REVOLVER (STANDARD) -- Overall Stage Results

NZ Nationals 2011

Printed November 27, 2011 at 20:47



Stage 15 -- Stage 15

	PTS	TIME	HIT FACTOR	STAGE POINTS	STAGE PERCENT	COMPETITOR # Name
1	117	38.47	3.0413	130.0000	100.00	129 Thomason, Aaron
2	118	39.50	2.9873	127.6923	98.22	117 Sharp, Errol
3	125	42.26	2.9579	126.4329	97.26	153 Lassen, Peter
4	85	41.40	2.0531	87.7603	67.51	111 Robertson, Chris

OPEN -- Overall Stage Results

NZ Nationals 2011

Printed November 27, 2011 at 20:47



Stage 16 -- Stage 16

	PTS	TIME	HIT FACTOR	STAGE POINTS	STAGE PERCENT	COMPETITOR # Name
1	43	8.90	4.8315	45.0000	100.00	12 Bishop, Brian
2	45	9.56	4.7071	43.8418	97.43	15 Bouchut, Jean-Claude
3	42	9.36	4.4872	41.7934	92.87	59 Graham, Gareth
4	45	10.54	4.2694	39.7655	88.37	113 Rowatt, Ped
5	44	10.44	4.2146	39.2542	87.23	120 Sleeth, Terence
6	43	10.83	3.9705	36.9806	82.18	19 Brown, Phil
7	44	11.13	3.9533	36.8207	81.82	82 Leadley, Simon
8	43	10.91	3.9413	36.7094	81.58	130 Tinning, Darryl
9	42	10.79	3.8925	36.2545	80.57	131 Tremain, Peter
10	45	11.59	3.8827	36.1629	80.36	90 Maligro, Ramel
11	45	11.85	3.7975	35.3694	78.60	142 Whiteman, Russell
12	45	11.99	3.7531	34.9565	77.68	146 Yeung, T C
13	45	12.52	3.5942	33.4767	74.39	143 Williams, Diana
14	45	12.81	3.5129	32.7188	72.71	92 Manson, Aaron
15	45	13.26	3.3937	31.6084	70.24	64 Harris, John
16	44	13.00	3.3846	31.5242	70.05	80 Kobylarz, Donna
17	45	13.62	3.3040	30.7730	68.38	147 Young, Richard
18	45	14.25	3.1579	29.4125	65.36	83 Lewis, Barry
19	42	13.66	3.0747	28.6373	63.64	48 Durham, Justin
20	43	14.00	3.0714	28.6071	63.57	44 Donaldson, Robbie
21	44	14.38	3.0598	28.4989	63.33	112 Rout, Nigel
22	45	14.81	3.0385	28.3003	62.89	84 Lilley, Desmond
23	42	13.96	3.0086	28.0219	62.27	109 Read, Dave
24	45	15.19	2.9625	27.5924	61.32	35 Coles, Mike
25	44	15.03	2.9275	27.2664	60.59	119 Sleeth, Julie
26	44	15.15	2.9043	27.0504	60.11	116 Sharp, Jeanette
27	42	14.80	2.8378	26.4315	58.74	93 Martel, Arthur
28	38	13.90	2.7338	25.4626	56.58	105 Pink, Howard
29	42	15.57	2.6975	25.1243	55.83	69 Ishii, Hisaya
30	42	15.78	2.6616	24.7900	55.09	46 Dovil, Henri
31	45	17.10	2.6316	24.5104	54.47	95 McGarva, Mike
32	43	16.41	2.6204	24.4059	54.24	14 Blackmore, Peter
33	40	15.38	2.6008	24.2235	53.83	159 Todd, Tony
34	43	17.54	2.4515	22.8335	50.74	97 Mitchell, Grant
35	44	18.32	2.4017	22.3698	49.71	1 Ainsworth, Ryan
36	42	18.33	2.2913	21.3413	47.43	18 Brown, Margaret
37	42	19.78	2.1234	19.7768	43.95	135 Wakker, Debbie
38	44	21.35	2.0609	19.1950	42.66	26 Campbell, Julie
39	44	21.70	2.0276	18.8854	41.97	13 Bisson, Colin
40	40	20.58	1.9436	18.1029	40.23	149 Perry, Don
41	25	14.05	1.7794	16.5729	36.83	61 Gross, Christophe
42	45	28.45	1.5817	14.7321	32.74	128 Thomas, Ken

OPEN -- Overall Stage Results

NZ Nationals 2011

Printed November 27, 2011 at 20:47



Stage 16 -- Stage 16

	PTS	TIME	HIT FACTOR	STAGE POINTS	STAGE PERCENT	COMPETITOR # Name
43	45	28.67	1.5696	14.6190	32.49	25 Campbell, Bill
44	40	26.67	1.4998	13.9692	31.04	158 Wells, Nick
45	43	29.84	1.4410	13.4216	29.83	89 Magi, Eric
46	43	31.04	1.3853	12.9027	28.67	154 Macias, Ricko
47	37	30.84	1.1997	11.1743	24.83	45 Dongoc, Robert
48	44	39.24	1.1213	10.4438	23.21	58 Graham, Gina
49	0	0.00	0.0000	0.0000	0.00	100 Moss, Andrew

STANDARD -- Overall Stage Results

NZ Nationals 2011

Printed November 27, 2011 at 20:47




Stage 16 -- Stage 16

	PTS	TIME	HIT FACTOR	STAGE POINTS	STAGE PERCENT	COMPETITOR # Name
1	45	8.73	5.1546	45.0000	100.00	60 Gray, Sean
2	44	9.81	4.4852	39.1560	87.01	86 Loftes, Jonathan
3	44	9.90	4.4444	38.8000	86.22	47 Dunlop, Phil
4	44	12.13	3.6274	31.6669	70.37	74 Just, Tania
5	42	11.85	3.5443	30.9418	68.76	10 Ballantyne, Grant
6	45	12.78	3.5211	30.7394	68.31	81 Kulikov, Eugene
7	45	12.90	3.4884	30.4535	67.67	65 Hatch, Paul
8	44	13.09	3.3613	29.3445	65.21	94 Maurer, Kevin
9	42	12.75	3.2941	28.7576	63.91	104 Perry, Simon
10	42	13.22	3.1770	27.7353	61.63	75 Keed, Adrian
11	44	14.23	3.0921	26.9937	59.99	27 Carne, Peter
12	45	14.75	3.0508	26.6339	59.19	33 Clarke, Peter
13	44	14.68	2.9973	26.1662	58.15	3 Albiston, Dean
14	45	15.09	2.9821	26.0338	57.85	29 Cheeseman, Robin
15	45	16.57	2.7158	23.7085	52.69	118 Skews, Tony
16	45	16.61	2.7092	23.6514	52.56	127 Taylor, John
17	44	16.35	2.6911	23.4936	52.21	62 Gross, Hubert
18	42	15.61	2.6906	23.4888	52.20	20 Brown, Ray
19	45	16.88	2.6659	23.2731	51.72	141 Welsh, John
20	43	17.51	2.4557	21.4386	47.64	63 Gross, Gael
21	43	17.77	2.4198	21.1249	46.94	53 England, Brian
22	39	16.36	2.3839	20.8111	46.25	115 Serfontein, Jan
23	43	19.47	2.2085	19.2804	42.85	77 Kilby, Ellen
24	41	20.57	1.9932	17.4006	38.67	6 Anderson, Paul
25	44	22.22	1.9802	17.2871	38.42	102 Nield, Peter
26	40	20.48	1.9531	17.0508	37.89	78 Kilby, Steve
27	28	14.40	1.9444	16.9750	37.72	123 Soper, Richard
28	41	21.10	1.9431	16.9635	37.70	121 Smits, Lucas
29	45	24.00	1.8750	16.3687	36.37	144 Wocke, David
30	39	20.85	1.8705	16.3295	36.29	71 James, Lucille
31	45	24.55	1.8330	16.0020	35.56	66 Hill, Malcolm
32	43	23.74	1.8113	15.8126	35.14	162 Clarke, Craig
33	43	25.50	1.6863	14.7212	32.71	8 Baggott, Neil
34	37	24.71	1.4974	13.0720	29.05	136 Walters, Craig
35	42	31.38	1.3384	11.6845	25.97	73 Jensen, Graeme
36	41	31.19	1.3145	11.4758	25.50	56 Ferro, Perry
37	30	27.49	1.0913	9.5271	21.17	145 Young, David
38	41	40.69	1.0076	8.7965	19.55	98 Moore, Craig
39	43	43.86	0.9804	8.5588	19.02	67 Hiroti, Gordon
40	29	30.01	0.9663	8.4362	18.75	37 Courtot, Philippe

PRODUCTION -- Overall Stage Results

NZ Nationals 2011

Printed November 27, 2011 at 20:47



Stage 16 -- Stage 16

	PTS	TIME	HIT FACTOR	STAGE POINTS	STAGE PERCENT	COMPETITOR # Name
1	39	9.80	3.9796	45.0000	100.00	133 Tueno, Gary
2	45	12.61	3.5686	40.3526	89.67	124 Staader, Jim
3	43	12.10	3.5537	40.1844	89.30	137 Watson, Julian
4	45	12.96	3.4722	39.2628	87.25	79 Kissun, Mark
5	41	12.21	3.3579	37.9701	84.38	148 Young, Chris
6	43	13.38	3.2138	36.3401	80.76	32 Clark, Kaden
7	41	12.80	3.2031	36.2200	80.49	151 Wong, Sheng
8	43	13.93	3.0869	34.9053	77.57	72 James, Roger
9	45	14.71	3.0591	34.5919	76.87	126 Summers, Emma
10	45	15.50	2.9032	32.8288	72.95	50 Ellis, Chris
11	43	15.03	2.8609	32.3507	71.89	43 Dickson, Greg
12	41	14.37	2.8532	32.2627	71.69	4 Alexander, Brett
13	43	15.81	2.7198	30.7546	68.34	76 Keith, Andrew
14	41	16.36	2.5061	28.3384	62.97	36 Cooper, Robert
15	41	16.42	2.4970	28.2348	62.74	16 Bowie, Joe
16	43	17.32	2.4827	28.0734	62.39	38 Cresswell, Steve
17	43	17.40	2.4713	27.9443	62.10	125 Stalman, Jean
18	43	17.61	2.4418	27.6111	61.36	140 Welsh, Jason
19	41	17.95	2.2841	25.8282	57.40	24 Cameron, Hamish
20	41	17.99	2.2790	25.7707	57.27	11 Bell, Colin
21	43	18.91	2.2739	25.7129	57.14	161 Wilson, Jeremy
22	41	18.27	2.2441	25.3758	56.39	54 Estall, Sam
23	41	18.53	2.2126	25.0197	55.60	114 Sandilands, Lindsay
24	28	12.73	2.1995	24.8716	55.27	152 Kinmond, Mike
25	39	18.04	2.1619	24.4457	54.32	39 Davies, Dave
26	37	17.23	2.1474	24.2823	53.96	157 Robinson, Cyrus
27	45	20.97	2.1459	24.2654	53.92	41 De Suza, Greg
28	37	17.73	2.0869	23.5976	52.44	34 Cole, Wally
29	41	19.88	2.0624	23.3207	51.82	70 Jackson, Guy
30	45	22.24	2.0234	22.8798	50.84	88 Maclean, Michael
31	45	23.64	1.9036	21.5248	47.83	21 Burger, Alwyn
32	43	22.89	1.8785	21.2421	47.20	156 Welsh, Steve
33	43	23.02	1.8679	21.1221	46.94	5 Anderson, Jim
34	43	23.05	1.8655	21.0946	46.88	42 De Suza, Tina
35	39	21.16	1.8431	20.8412	46.31	110 Ridley, Tracy
36	41	23.82	1.7212	19.4633	43.25	107 Preest, Daniel
37	45	26.97	1.6685	18.8671	41.93	138 Watson, Rose
38	45	29.40	1.5306	17.3077	38.46	55 Fajner, Aleks
39	43	28.72	1.4972	16.9300	37.62	57 Gauldie, Jim
40	41	29.64	1.3833	15.6415	34.76	122 Sneddon, Ross
41	41	30.52	1.3434	15.1905	33.76	31 Chuvand, Pascal
42	43	33.93	1.2673	14.3304	31.85	91 Maligro, Joseph

PRODUCTION -- Overall Stage Results

NZ Nationals 2011

Printed November 27, 2011 at 20:47



Stage 16 -- Stage 16

	PTS	TIME	HIT FACTOR	STAGE POINTS	STAGE PERCENT	COMPETITOR # Name
43	37	40.85	0.9058	10.2420	22.76	103 Ogden, Richard
44	26	31.45	0.8267	9.3482	20.77	30 Chivers, Mark
45	39	49.22	0.7924	8.9598	19.91	51 Elmes, Aaron

MODIFIED -- Overall Stage Results

NZ Nationals 2011

Printed November 27, 2011 at 20:47



Stage 16 -- Stage 16

	PTS	TIME	HIT FACTOR	STAGE POINTS	STAGE PERCENT	COMPETITOR # Name
1	43	11.92	3.6074	45.0000	100.00	160 Harvey, Bruce
2	45	14.45	3.1142	38.8477	86.33	22 Bush, Mark
3	45	16.01	2.8107	35.0624	77.92	99 Morris, Cameron
4	27	24.95	1.0822	13.4994	30.00	108 Rasmussen, Karl

REVOLVER (STANDARD) -- Overall Stage Results

NZ Nationals 2011

Printed November 27, 2011 at 20:47



Stage 16 -- Stage 16

	PTS	TIME	HIT FACTOR	STAGE POINTS	STAGE PERCENT	COMPETITOR # Name
1	44	22.19	1.9829	45.0000	100.00	117 Sharp, Errol
2	45	29.63	1.5187	34.4666	76.59	129 Thomason, Aaron
3	45	55.26	0.8143	18.4807	41.07	111 Robertson, Chris
4	45	64.57	0.6969	15.8161	35.15	153 Lassen, Peter

OPEN -- Overall Stage Results

NZ Nationals 2011

Printed November 27, 2011 at 20:47



Stage 17 -- Stage 17

	PTS	TIME	HIT FACTOR	STAGE POINTS	STAGE PERCENT	COMPETITOR # Name
1	77	11.16	6.8996	80.0000	100.00	90 Maligro, Ramel
2	76	12.05	6.3071	73.1291	91.41	48 Durham, Justin
3	78	13.08	5.9633	69.1433	86.43	59 Graham, Gareth
4	77	13.09	5.8824	68.2047	85.26	130 Tinning, Darryl
5	75	13.57	5.5269	64.0833	80.10	12 Bishop, Brian
6	80	15.05	5.3156	61.6335	77.04	92 Manson, Aaron
7	76	15.33	4.9576	57.4824	71.85	120 Sleeth, Terence
8	74	15.26	4.8493	56.2264	70.28	15 Bouchut, Jean-Claude
9	77	16.68	4.6163	53.5252	66.91	142 Whiteman, Russell
10	74	16.44	4.5012	52.1907	65.24	113 Rowatt, Ped
11	76	17.52	4.3379	50.2971	62.87	131 Tremain, Peter
12	79	18.43	4.2865	49.7010	62.13	25 Campbell, Bill
13	77	18.16	4.2401	49.1630	61.45	44 Donaldson, Robbie
14	78	18.53	4.2094	48.8071	61.01	64 Harris, John
15	78	19.19	4.0646	47.1284	58.91	35 Coles, Mike
16	75	18.52	4.0497	46.9552	58.69	58 Graham, Gina
17	58	14.59	3.9753	46.0931	57.62	19 Brown, Phil
18	69	17.42	3.9610	45.9266	57.41	69 Ishii, Hisaya
19	65	16.50	3.9394	45.6765	57.10	112 Rout, Nigel
20	77	20.08	3.8347	44.4622	55.58	14 Blackmore, Peter
21	73	19.41	3.7609	43.6075	54.51	82 Leadley, Simon
22	79	21.18	3.7299	43.2479	54.06	80 Kobylarz, Donna
23	77	20.88	3.6877	42.7586	53.45	128 Thomas, Ken
24	79	21.47	3.6796	42.6637	53.33	84 Lilley, Desmond
25	77	21.24	3.6252	42.0339	52.54	146 Yeung, T C
26	73	20.43	3.5732	41.4303	51.79	159 Todd, Tony
27	72	20.75	3.4699	40.2326	50.29	135 Wakker, Debbie
28	66	19.14	3.4483	39.9821	49.98	109 Read, Dave
29	66	19.16	3.4447	39.9404	49.93	149 Perry, Don
30	78	23.01	3.3898	39.3044	49.13	95 McGarva, Mike
31	60	17.82	3.3670	39.0397	48.80	116 Sharp, Jeanette
32	78	23.81	3.2759	37.9838	47.48	147 Young, Richard
33	78	24.48	3.1863	36.9442	46.18	97 Mitchell, Grant
34	63	20.38	3.0913	35.8426	44.80	61 Gross, Christophe
35	80	26.39	3.0315	35.1491	43.94	93 Martel, Arthur
36	62	20.59	3.0112	34.9139	43.64	1 Ainsworth, Ryan
37	75	24.93	3.0084	34.8821	43.60	18 Brown, Margaret
38	72	24.62	2.9245	33.9084	42.39	83 Lewis, Barry
39	50	17.62	2.8377	32.9024	41.13	143 Williams, Diana
40	55	20.62	2.6673	30.9270	38.66	45 Dongoc, Robert
41	78	30.90	2.5243	29.2684	36.59	26 Campbell, Julie
42	72	30.47	2.3630	27.3983	34.25	46 Dovil, Henri

OPEN -- Overall Stage Results

NZ Nationals 2011

Printed November 27, 2011 at 20:47



Stage 17 -- Stage 17

	PTS	TIME	HIT FACTOR	STAGE POINTS	STAGE PERCENT	COMPETITOR # Name
43	75	35.69	2.1014	24.3657	30.46	158 Wells, Nick
44	63	30.54	2.0629	23.9186	29.90	105 Pink, Howard
45	78	37.86	2.0602	23.8879	29.86	119 Sleeth, Julie
46	59	30.32	1.9459	22.5625	28.20	89 Magi, Eric
47	80	51.80	1.5444	17.9070	22.38	13 Bisson, Colin
48	59	42.91	1.3750	15.9425	19.93	154 Macias, Ricko
49	0	0.00	0.0000	0.0000	0.00	100 Moss, Andrew

STANDARD -- Overall Stage Results

NZ Nationals 2011

Printed November 27, 2011 at 20:47



Stage 17 -- Stage 17

	PTS	TIME	HIT FACTOR	STAGE POINTS	STAGE PERCENT	COMPETITOR # Name
1	79	15.14	5.2180	80.0000	100.00	86 Loftes, Jonathan
2	77	18.15	4.2424	65.0433	81.30	29 Cheeseman, Robin
3	64	15.15	4.2244	64.7673	80.96	47 Dunlop, Phil
4	74	17.74	4.1714	63.9539	79.94	81 Kulikov, Eugene
5	75	17.98	4.1713	63.9529	79.94	115 Serfontein, Jan
6	75	18.04	4.1574	63.7402	79.68	123 Soper, Richard
7	74	18.67	3.9636	60.7682	75.96	10 Ballantyne, Grant
8	77	19.57	3.9346	60.3238	75.40	3 Albiston, Dean
9	77	19.82	3.8850	59.5629	74.45	60 Gray, Sean
10	73	19.39	3.7648	57.7210	72.15	75 Keed, Adrian
11	76	20.21	3.7605	57.6549	72.07	74 Just, Tania
12	79	21.26	3.7159	56.9708	71.21	94 Maurer, Kevin
13	74	20.66	3.5818	54.9149	68.64	102 Nield, Peter
14	74	21.88	3.3821	51.8529	64.82	53 England, Brian
15	77	23.53	3.2724	50.1716	62.71	127 Taylor, John
16	75	23.11	3.2453	49.7565	62.20	104 Perry, Simon
17	72	22.35	3.2215	49.3905	61.74	8 Baggott, Neil
18	79	25.04	3.1550	48.3706	60.46	33 Clarke, Peter
19	76	24.69	3.0782	47.1934	58.99	20 Brown, Ray
20	78	25.56	3.0516	46.7867	58.48	98 Moore, Craig
21	78	26.33	2.9624	45.4185	56.77	27 Carne, Peter
22	74	25.30	2.9249	44.8436	56.05	136 Walters, Craig
23	72	25.63	2.8092	43.0698	53.84	77 Kilby, Ellen
24	76	27.79	2.7348	41.9289	52.41	145 Young, David
25	76	27.84	2.7299	41.8536	52.32	162 Clarke, Craig
26	72	27.40	2.6277	40.2875	50.36	65 Hatch, Paul
27	75	28.65	2.6178	40.1352	50.17	141 Welsh, John
28	64	24.50	2.6122	40.0500	50.06	73 Jensen, Graeme
29	77	29.57	2.6040	39.9235	49.90	66 Hill, Malcolm
30	76	29.36	2.5886	39.6868	49.61	6 Anderson, Paul
31	73	28.28	2.5813	39.5760	49.47	78 Kilby, Steve
32	72	30.10	2.3920	36.6737	45.84	118 Skews, Tony
33	70	31.39	2.2300	34.1897	42.74	67 Hiroti, Gordon
34	70	31.83	2.1992	33.7171	42.15	56 Ferro, Perry
35	74	34.86	2.1228	32.5457	40.68	37 Courtot, Philippe
36	49	23.47	2.0878	32.0090	40.01	121 Smits, Lucas
37	80	39.76	2.0121	30.8484	38.56	71 James, Lucille
38	74	39.78	1.8602	28.5204	35.65	62 Gross, Hubert
39	65	36.37	1.7872	27.4005	34.25	144 Wocke, David
40	51	46.88	1.0879	16.6791	20.85	63 Gross, Gael

PRODUCTION -- Overall Stage Results

NZ Nationals 2011

Printed November 27, 2011 at 20:47



Stage 17 -- Stage 17

	PTS	TIME	HIT FACTOR	STAGE POINTS	STAGE PERCENT	COMPETITOR # Name
1	78	16.32	4.7794	80.0000	100.00	151 Wong, Sheng
2	78	17.16	4.5455	76.0839	95.10	124 Staader, Jim
3	72	16.38	4.3956	73.5757	91.97	11 Bell, Colin
4	76	17.74	4.2841	71.7093	89.64	43 Dickson, Greg
5	72	17.84	4.0359	67.5543	84.44	21 Burger, Alwyn
6	76	19.02	3.9958	66.8834	83.60	148 Young, Chris
7	78	20.54	3.7975	63.5638	79.45	133 Tueno, Gary
8	76	20.65	3.6804	61.6040	77.01	50 Ellis, Chris
9	78	21.64	3.6044	60.3327	75.42	137 Watson, Julian
10	72	20.29	3.5485	59.3972	74.25	24 Cameron, Hamish
11	70	20.05	3.4913	58.4385	73.05	79 Kissun, Mark
12	76	21.84	3.4799	58.2474	72.81	16 Bowie, Joe
13	72	20.78	3.4649	57.9966	72.50	156 Welsh, Steve
14	62	17.94	3.4560	57.8475	72.31	32 Clark, Kaden
15	78	22.92	3.4031	56.9633	71.20	157 Robinson, Cyrus
16	80	23.80	3.3613	56.2637	70.33	54 Estall, Sam
17	68	20.91	3.2520	54.4340	68.04	38 Cresswell, Steve
18	74	23.10	3.2035	53.6210	67.03	55 Fajner, Aleks
19	76	24.46	3.1071	52.0083	65.01	36 Cooper, Robert
20	76	25.48	2.9827	49.9263	62.41	114 Sandilands, Lindsay
21	74	24.91	2.9707	49.7249	62.16	57 Gauldie, Jim
22	72	25.02	2.8777	48.1682	60.21	76 Keith, Andrew
23	74	26.17	2.8277	47.3308	59.16	72 James, Roger
24	68	25.65	2.6511	44.3749	55.47	34 Cole, Wally
25	66	25.00	2.6400	44.1895	55.24	125 Stalmann, Jean
26	72	27.30	2.6374	44.1454	55.18	70 Jackson, Guy
27	76	28.87	2.6325	44.0638	55.08	39 Davies, Dave
28	72	27.91	2.5797	43.1805	53.98	126 Summers, Emma
29	76	29.70	2.5589	42.8324	53.54	103 Ogden, Richard
30	74	28.93	2.5579	42.8153	53.52	5 Anderson, Jim
31	78	30.53	2.5549	42.7645	53.46	41 De Suza, Greg
32	54	21.38	2.5257	42.2767	52.85	140 Welsh, Jason
33	62	25.88	2.3957	40.0999	50.12	152 Kinmond, Mike
34	70	30.02	2.3318	39.0304	48.79	138 Watson, Rose
35	78	34.35	2.2707	38.0087	47.51	4 Alexander, Brett
36	59	28.02	2.1056	35.2452	44.06	88 Maclean, Michael
37	70	33.41	2.0952	35.0701	43.84	110 Ridley, Tracy
38	62	32.41	1.9130	32.0205	40.03	161 Wilson, Jeremy
39	64	37.99	1.6847	28.1985	35.25	107 Preest, Daniel
40	62	41.28	1.5019	25.1401	31.43	42 De Suza, Tina
41	53	35.61	1.4883	24.9126	31.14	122 Sneddon, Ross
42	54	36.73	1.4702	24.6087	30.76	91 Maligro, Joseph

PRODUCTION -- Overall Stage Results

NZ Nationals 2011

Printed November 27, 2011 at 20:47



Stage 17 -- Stage 17

	PTS	TIME	HIT FACTOR	STAGE POINTS	STAGE PERCENT	COMPETITOR # Name
43	39	29.95	1.3022	21.7963	27.25	31 Chuvand, Pascal
44	7	39.69	0.1764	2.9521	3.69	30 Chivers, Mark
45	2	49.17	0.0407	0.6808	0.85	51 Elmes, Aaron

MODIFIED -- Overall Stage Results

NZ Nationals 2011

Printed November 27, 2011 at 20:47



Stage 17 -- Stage 17

	PTS	TIME	HIT FACTOR	STAGE POINTS	STAGE PERCENT	COMPETITOR # Name
1	72	19.31	3.7286	80.0000	100.00	99 Morris, Cameron
2	77	22.95	3.3551	71.9860	89.98	160 Harvey, Bruce
3	74	23.29	3.1773	68.1714	85.21	22 Bush, Mark
4	43	32.49	1.3235	28.3961	35.50	108 Rasmussen, Karl

REVOLVER (STANDARD) -- Overall Stage Results

NZ Nationals 2011

Printed November 27, 2011 at 20:47



Stage 17 -- Stage 17

	PTS	TIME	HIT FACTOR	STAGE POINTS	STAGE PERCENT	COMPETITOR # Name
1	77	28.27	2.7237	80.0000	100.00	129 Thomason, Aaron
2	77	28.43	2.7084	79.5498	99.44	117 Sharp, Errol
3	77	41.34	1.8626	54.7073	68.38	111 Robertson, Chris
4	66	36.53	1.8067	53.0664	66.33	153 Lassen, Peter

OPEN -- Overall Stage Results

NZ Nationals 2011

Printed November 27, 2011 at 20:47



Stage 18 -- Stage 18

	PTS	TIME	HIT FACTOR	STAGE POINTS	STAGE PERCENT	COMPETITOR # Name
1	80	11.21	7.1365	80.0000	100.00	59 Graham, Gareth
2	73	11.50	6.3478	71.1591	88.95	19 Brown, Phil
3	78	12.47	6.2550	70.1187	87.65	82 Leadley, Simon
4	77	12.63	6.0966	68.3428	85.43	69 Ishii, Hisaya
5	79	13.33	5.9265	66.4359	83.04	130 Tinning, Darryl
6	76	13.26	5.7315	64.2504	80.31	116 Sharp, Jeanette
7	78	13.71	5.6893	63.7768	79.72	90 Maligro, Ramel
8	78	13.89	5.6156	62.9503	78.69	120 Sleeth, Terence
9	76	13.57	5.6006	62.7826	78.48	12 Bishop, Brian
10	78	14.09	5.5358	62.0568	77.57	25 Campbell, Bill
11	76	13.81	5.5033	61.6915	77.11	142 Whiteman, Russell
12	74	14.04	5.2707	59.0840	73.86	44 Donaldson, Robbie
13	79	15.09	5.2353	58.6872	73.36	48 Durham, Justin
14	76	14.65	5.1877	58.1543	72.69	92 Manson, Aaron
15	79	15.74	5.0191	56.2637	70.33	64 Harris, John
16	78	15.57	5.0096	56.1580	70.20	143 Williams, Diana
17	78	15.61	4.9968	56.0141	70.02	147 Young, Richard
18	74	14.94	4.9531	55.5248	69.41	113 Rowatt, Ped
19	68	14.34	4.7420	53.1576	66.45	15 Bouchut, Jean-Claude
20	73	15.73	4.6408	52.0235	65.03	149 Perry, Don
21	75	16.54	4.5345	50.8313	63.54	35 Coles, Mike
22	79	17.95	4.4011	49.3365	61.67	95 McGarva, Mike
23	76	17.36	4.3779	49.0760	61.35	119 Sleeth, Julie
24	72	16.58	4.3426	48.6803	60.85	146 Yeung, T C
25	78	18.03	4.3261	48.4958	60.62	83 Lewis, Barry
26	80	18.54	4.3150	48.3711	60.46	84 Lilley, Desmond
27	75	17.46	4.2955	48.1529	60.19	14 Blackmore, Peter
28	75	17.66	4.2469	47.6076	59.51	109 Read, Dave
29	75	17.68	4.2421	47.5537	59.44	58 Graham, Gina
30	75	17.71	4.2349	47.4732	59.34	1 Ainsworth, Ryan
31	78	19.27	4.0477	45.3752	56.72	131 Tremain, Peter
32	76	19.28	3.9419	44.1888	55.24	135 Wakker, Debbie
33	64	16.71	3.8300	42.9348	53.67	45 Dongoc, Robert
34	79	20.66	3.8238	42.8650	53.58	80 Kobylarz, Donna
35	77	20.18	3.8157	42.7735	53.47	159 Todd, Tony
36	78	20.73	3.7627	42.1795	52.72	128 Thomas, Ken
37	77	20.68	3.7234	41.7394	52.17	18 Brown, Margaret
38	76	20.73	3.6662	41.0979	51.37	26 Campbell, Julie
39	71	19.42	3.6560	40.9840	51.23	61 Gross, Christophe
40	61	17.11	3.5652	39.9655	49.96	112 Rout, Nigel
41	74	20.99	3.5255	39.5207	49.40	46 Dovil, Henri
42	79	23.57	3.3517	37.5728	46.97	105 Pink, Howard

OPEN -- Overall Stage Results

NZ Nationals 2011

Printed November 27, 2011 at 20:47



Stage 18 -- Stage 18

	PTS	TIME	HIT FACTOR	STAGE POINTS	STAGE PERCENT	COMPETITOR # Name
43	78	24.03	3.2459	36.3870	45.48	93 Martel, Arthur
44	75	28.01	2.6776	30.0161	37.52	158 Wells, Nick
45	60	24.09	2.4907	27.9203	34.90	97 Mitchell, Grant
46	79	36.52	2.1632	24.2495	30.31	13 Bisson, Colin
47	46	37.51	1.2263	13.7473	17.18	89 Magi, Eric
48	40	55.18	0.7249	8.1261	10.16	154 Macias, Ricko
49	0	0.00	0.0000	0.0000	0.00	100 Moss, Andrew

STANDARD -- Overall Stage Results

NZ Nationals 2011

Printed November 27, 2011 at 20:47



Stage 18 -- Stage 18

	PTS	TIME	HIT FACTOR	STAGE POINTS	STAGE PERCENT	COMPETITOR # Name
1	70	12.18	5.7471	80.0000	100.00	86 Loftes, Jonathan
2	78	15.06	5.1793	72.0956	90.12	60 Gray, Sean
3	80	16.47	4.8573	67.6138	84.52	81 Kulikov, Eugene
4	79	17.62	4.4835	62.4109	78.01	29 Cheeseman, Robin
5	74	16.92	4.3735	60.8794	76.10	78 Kilby, Steve
6	78	19.69	3.9614	55.1427	68.93	141 Welsh, John
7	79	20.25	3.9012	54.3052	67.88	94 Maurer, Kevin
8	79	20.54	3.8462	53.5385	66.92	102 Nield, Peter
9	76	19.87	3.8249	53.2421	66.55	98 Moore, Craig
10	80	21.42	3.7348	51.9888	64.99	144 Wocke, David
11	61	16.66	3.6615	50.9676	63.71	75 Keed, Adrian
12	76	20.83	3.6486	50.7883	63.49	20 Brown, Ray
13	75	20.74	3.6162	50.3375	62.92	73 Jensen, Graeme
14	76	21.68	3.5055	48.7971	61.00	10 Ballantyne, Grant
15	79	22.56	3.5018	48.7447	60.93	3 Albiston, Dean
16	61	17.57	3.4718	48.3278	60.41	47 Dunlop, Phil
17	74	21.54	3.4355	47.8217	59.78	53 England, Brian
18	78	22.83	3.4166	47.5585	59.45	27 Carne, Peter
19	73	21.72	3.3610	46.7845	58.48	123 Soper, Richard
20	76	23.10	3.2900	45.7974	57.25	66 Hill, Malcolm
21	72	22.01	3.2712	45.5357	56.92	8 Baggott, Neil
22	74	22.86	3.2371	45.0604	56.33	127 Taylor, John
23	78	24.23	3.2191	44.8106	56.01	33 Clarke, Peter
24	74	23.00	3.2174	44.7861	55.98	121 Smits, Lucas
25	62	19.95	3.1078	43.2602	54.08	74 Just, Tania
26	75	24.37	3.0776	42.8396	53.55	104 Perry, Simon
27	74	24.23	3.0541	42.5126	53.14	56 Ferro, Perry
28	61	20.76	2.9383	40.9017	51.13	37 Courtot, Philippe
29	63	21.50	2.9302	40.7888	50.99	65 Hatch, Paul
30	61	23.15	2.6350	36.6790	45.85	62 Gross, Hubert
31	68	26.59	2.5574	35.5983	44.50	136 Walters, Craig
32	62	24.85	2.4950	34.7300	43.41	115 Serfontein, Jan
33	59	24.71	2.3877	33.2367	41.55	162 Clarke, Craig
34	70	34.73	2.0155	28.0564	35.07	67 Hiroti, Gordon
35	47	24.36	1.9294	26.8571	33.57	6 Anderson, Paul
36	46	24.57	1.8722	26.0611	32.58	77 Kilby, Ellen
37	57	30.98	1.8399	25.6114	32.01	71 James, Lucille
38	44	25.06	1.7558	24.4405	30.55	145 Young, David
39	57	37.25	1.5302	21.3004	26.63	118 Skews, Tony
40	58	63.76	0.9097	12.6625	15.83	63 Gross, Gael

PRODUCTION -- Overall Stage Results

NZ Nationals 2011

Printed November 27, 2011 at 20:47



Stage 18 -- Stage 18

	PTS	TIME	HIT FACTOR	STAGE POINTS	STAGE PERCENT	COMPETITOR # Name
1	74	14.68	5.0409	80.0000	100.00	133 Tueno, Gary
2	66	13.66	4.8316	76.6792	95.85	11 Bell, Colin
3	78	16.33	4.7765	75.8041	94.76	79 Kissun, Mark
4	70	15.07	4.6450	73.7172	92.15	21 Burger, Alwyn
5	74	16.06	4.6077	73.1258	91.41	151 Wong, Sheng
6	72	15.82	4.5512	72.2288	90.29	148 Young, Chris
7	78	18.26	4.2716	67.7920	84.74	137 Watson, Julian
8	80	18.83	4.2485	67.4255	84.28	43 Dickson, Greg
9	76	17.89	4.2482	67.4198	84.27	54 Estall, Sam
10	72	16.96	4.2453	67.3738	84.22	124 Staader, Jim
11	80	20.01	3.9980	63.4494	79.31	50 Ellis, Chris
12	76	19.38	3.9216	62.2364	77.80	32 Clark, Kaden
13	76	20.46	3.7146	58.9511	73.69	126 Summers, Emma
14	78	21.13	3.6914	58.5841	73.23	76 Keith, Andrew
15	80	22.42	3.5682	56.6290	70.79	4 Alexander, Brett
16	76	21.88	3.4735	55.1253	68.91	161 Wilson, Jeremy
17	74	21.59	3.4275	54.3956	67.99	16 Bowie, Joe
18	78	22.86	3.4121	54.1505	67.69	110 Ridley, Tracy
19	76	22.29	3.4096	54.1113	67.64	36 Cooper, Robert
20	74	21.83	3.3898	53.7975	67.25	55 Fajner, Aleks
21	68	20.41	3.3317	52.8750	66.09	72 James, Roger
22	74	22.23	3.3288	52.8295	66.04	157 Robinson, Cyrus
23	76	22.95	3.3115	52.5551	65.69	125 Stalman, Jean
24	76	24.91	3.0510	48.4199	60.52	103 Ogden, Richard
25	59	19.70	2.9949	47.5303	59.41	24 Cameron, Hamish
26	68	23.21	2.9298	46.4963	58.12	114 Sandilands, Lindsay
27	68	23.76	2.8620	45.4200	56.77	140 Welsh, Jason
28	70	24.60	2.8455	45.1593	56.45	122 Sneddon, Ross
29	74	26.19	2.8255	44.8415	56.05	39 Davies, Dave
30	66	23.67	2.7883	44.2517	55.31	34 Cole, Wally
31	78	28.16	2.7699	43.9588	54.95	138 Watson, Rose
32	61	22.13	2.7564	43.7454	54.68	107 Preest, Daniel
33	74	27.15	2.7256	43.2560	54.07	70 Jackson, Guy
34	78	29.04	2.6860	42.6268	53.28	57 Gauldie, Jim
35	61	23.76	2.5673	40.7444	50.93	38 Cresswell, Steve
36	72	28.78	2.5017	39.7032	49.63	152 Kinmond, Mike
37	70	28.23	2.4796	39.3524	49.19	5 Anderson, Jim
38	68	27.48	2.4745	39.2714	49.09	88 Maclean, Michael
39	63	25.86	2.4362	38.6631	48.33	91 Maligro, Joseph
40	72	30.17	2.3865	37.8740	47.34	41 De Suza, Greg
41	59	24.74	2.3848	37.8475	47.31	30 Chivers, Mark
42	49	20.75	2.3614	37.4768	46.85	156 Welsh, Steve

PRODUCTION -- Overall Stage Results

NZ Nationals 2011

Printed November 27, 2011 at 20:47



Stage 18 -- Stage 18

	PTS	TIME	HIT FACTOR	STAGE POINTS	STAGE PERCENT	COMPETITOR # Name
43	74	35.42	2.0892	33.1564	41.45	42 De Suza, Tina
44	55	30.22	1.8200	28.8837	36.10	31 Chuvand, Pascal
45	59	41.86	1.4095	22.3685	27.96	51 Elmes, Aaron

MODIFIED -- Overall Stage Results

NZ Nationals 2011

Printed November 27, 2011 at 20:47



Stage 18 -- Stage 18

	PTS	TIME	HIT FACTOR	STAGE POINTS	STAGE PERCENT	COMPETITOR # Name
1	78	19.60	3.9796	80.0000	100.00	22 Bush, Mark
2	74	18.65	3.9678	79.7635	99.70	160 Harvey, Bruce
3	72	20.58	3.4985	70.3297	87.91	99 Morris, Cameron
4	72	30.53	2.3583	47.4086	59.26	108 Rasmussen, Karl

REVOLVER (STANDARD) -- Overall Stage Results

NZ Nationals 2011

Printed November 27, 2011 at 20:47



Stage 18 -- Stage 18

	PTS	TIME	HIT FACTOR	STAGE POINTS	STAGE PERCENT	COMPETITOR # Name
1	78	19.57	3.9857	80.0000	100.00	129 Thomason, Aaron
2	79	28.61	2.7613	55.4237	69.28	117 Sharp, Errol
3	79	29.23	2.7027	54.2481	67.81	153 Lassen, Peter
4	46	38.42	1.1973	24.0318	30.04	111 Robertson, Chris